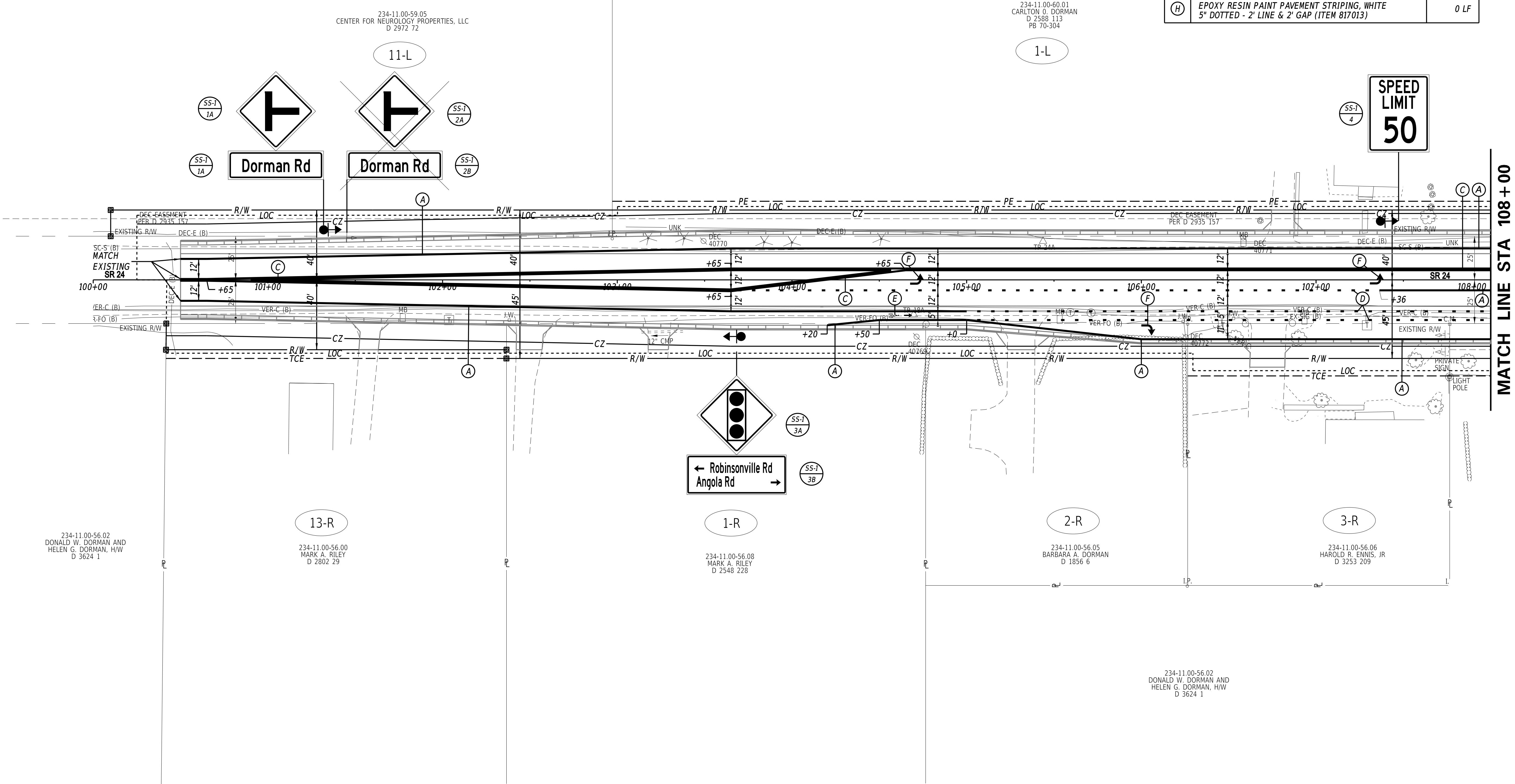
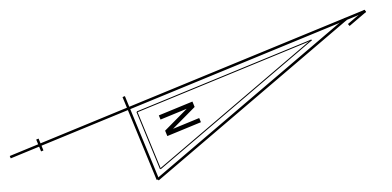


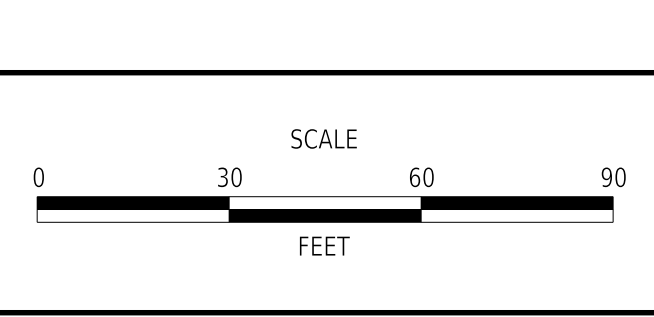
DISCLAIMER:
 THIS EXAMPLE PLAN SET IS INTENDED TO BE A GUIDELINE FOR PREPARING A SET OF PLANS AND BASIC GUIDANCE FOR THE GENERAL APPEARANCE OF A SET OF PLANS. IT IS NOT INTENDED TO BE A SET OF CADD STANDARDS OR TO PROVIDE DESIGN GUIDANCE. PLEASE REFER TO THE DESIGN RESOURCE CENTER (DRC) FOR THE LATEST CADD UPDATES AND VARIOUS OTHER DOCUMENTS FOR DESIGN GUIDANCE.

PAVEMENT MARKINGS LEGEND		
SYM	ITEM	QUANTITY
(A)	EPOXY RESIN PAINT PAVEMENT STRIPING, WHITE 5" SOLID (ITEM 817013)	1645 LF
(B)	ALKYD-THERMOPLASTIC PAVEMENT STRIPING, WHITE 16" SOLID (ITEM 817002)	0 SF
(C)	EPOXY RESIN PAINT PAVEMENT STRIPING, YELLOW 5" SOLID DOUBLE LINE (ITEM 817013)	2235 LF
(D)	EPOXY RESIN PAINT PAVEMENT STRIPING, WHITE 5" DOTTED - 2' LINE & 6' GAP (ITEM 817013)	971 LF
(E)	PERFORMED THERMOPLASTIC PAVEMENT MARKING WHITE, BIKE SYMBOL (ITEM 817015)	1 EACH
(F)	ALKYD-THERMOPLASTIC PAVEMENT STRIPING, WHITE SYMBOL/LEGEND (ITEM 817002)	47 SF
(G)	ALKYD-THERMOPLASTIC PAVEMENT STRIPING, WHITE 24" SOLID (ITEM 817002)	0 SF
(H)	EPOXY RESIN PAINT PAVEMENT STRIPING, WHITE 5" DOTTED - 2' LINE & 2' GAP (ITEM 817013)	0 LF



31-MAR-2020 07:58 \\DOT\F08\Cadd\Active_Designs\SUSSEX\024\road\T2012009021\Plans\MODEL PLANS ONLY\SS 00.dgn

ADDENDA / REVISIONS	



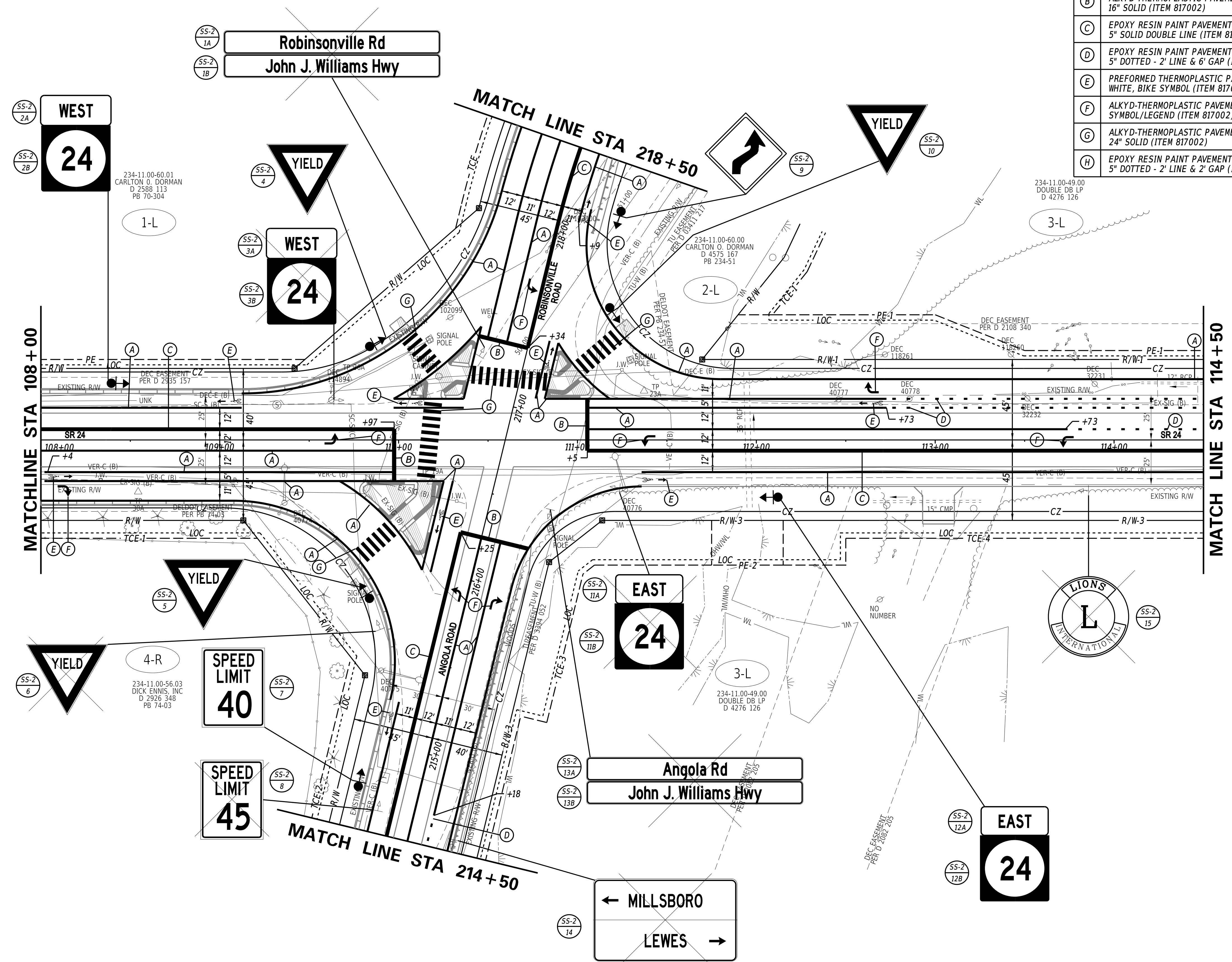
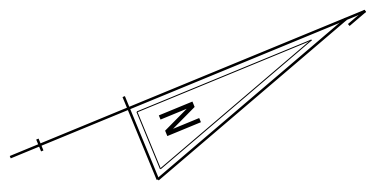
HSIP SC, SR24 AT CAMP ARROW HEAD ROAD AND SR24 AT ANGOLA ROAD

CONTRACT	T20120092	BRIDGE NO.	N/A
COUNTY	SUSSEX	DESIGNED BY:	W. NAUMAN
		CHECKED BY:	C. ESHAM

SIGNING, STRIPING AND CONDUIT PLAN		SS-01
		SECTION
		PD
		SHEET NO.
		81

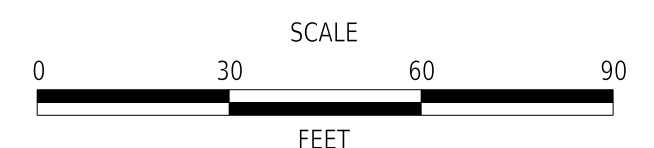
DISCLAIMER:
 THIS EXAMPLE PLAN SET IS INTENDED TO BE A GUIDELINE FOR PREPARING A SET OF PLANS AND BASIC GUIDANCE FOR THE GENERAL APPEARANCE OF A SET OF PLANS. IT IS NOT INTENDED TO BE A SET OF CADD STANDARDS OR TO PROVIDE DESIGN GUIDANCE. PLEASE REFER TO THE DESIGN RESOURCE CENTER (DRC) FOR THE LATEST CADD UPDATES AND VARIOUS OTHER DOCUMENTS FOR DESIGN GUIDANCE.

PAVEMENT MARKINGS LEGEND		
SYM	ITEM	QUANTITY
(A)	EPOXY RESIN PAINT PAVEMENT STRIPING, WHITE 5" SOLID (ITEM 817013)	4056 LF
(B)	ALKYD-THERMOPLASTIC PAVEMENT STRIPING, WHITE 16" SOLID (ITEM 817002)	171 SF
(C)	EPOXY RESIN PAINT PAVEMENT STRIPING, YELLOW 5" SOLID DOUBLE LINE (ITEM 817013)	1746 LF
(D)	EPOXY RESIN PAINT PAVEMENT STRIPING, WHITE 5" DOTTED - 2' LINE & 6' GAP (ITEM 817013)	450 LF
(E)	PERFORMED THERMOPLASTIC PAVEMENT MARKING WHITE, BIKE SYMBOL (ITEM 817015)	7 EACH
(F)	ALKYD-THERMOPLASTIC PAVEMENT STRIPING, WHITE SYMBOL/LEGEND (ITEM 817002)	124 SF
(G)	ALKYD-THERMOPLASTIC PAVEMENT STRIPING, WHITE 24" SOLID (ITEM 817002)	820 SF
(H)	EPOXY RESIN PAINT PAVEMENT STRIPING, WHITE 5" DOTTED - 2' LINE & 2' GAP (ITEM 817013)	0 LF



31-MAR-2020 07:58 \\DOT\F08\Cadd\Active_Designs\SUSSEX\024\road\T2012009021\Plans\MODEL PLANS ONLY\SS 01.dgn

ADDENDA / REVISIONS



HSIP SC, SR24 AT CAMP ARROW HEAD ROAD AND SR24 AT ANGOLA ROAD

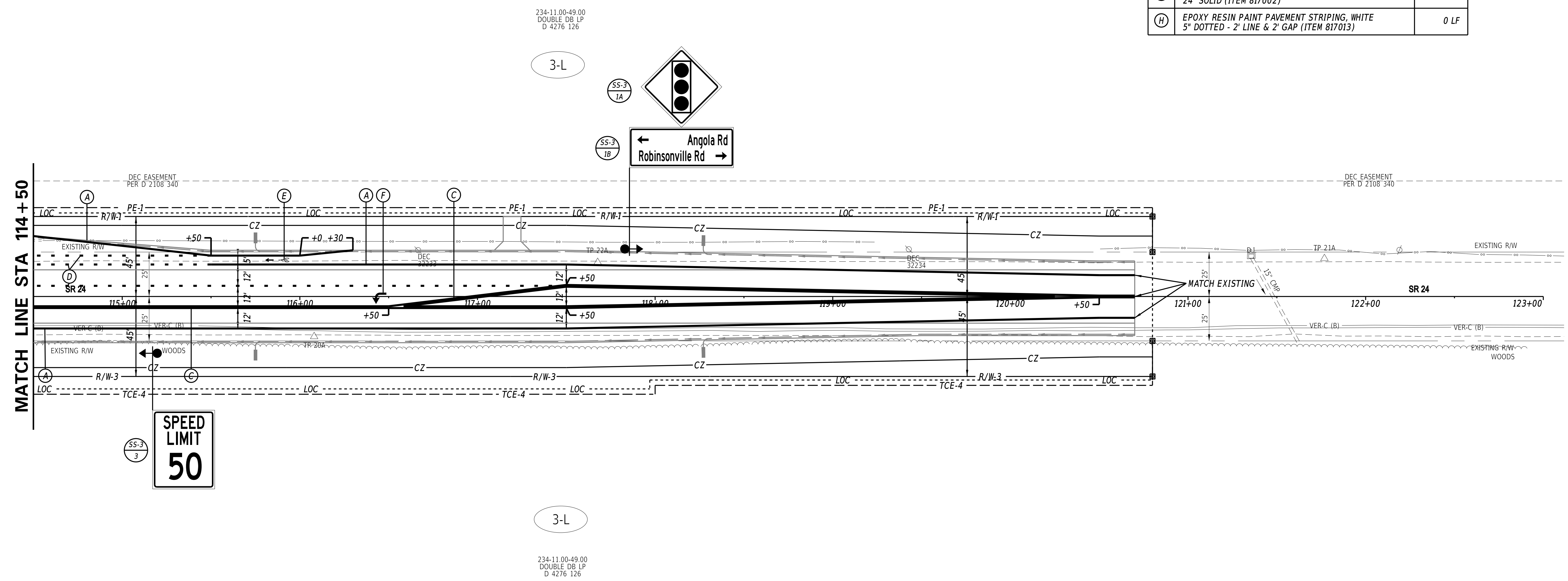
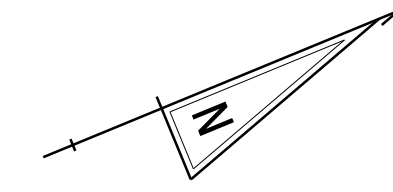
CONTRACT	BRIDGE NO.	N/A
T201200902	DESIGNED BY:	W. NAUMAN
COUNTY	CHECKED BY:	C. ESHAM
SUSSEX		

SIGNING, STRIPING AND CONDUIT PLAN

SS-02
SECTION
PD
SHEET NO.
82

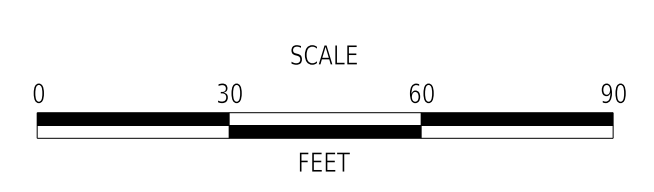
DISCLAIMER:
 THIS EXAMPLE PLAN SET IS INTENDED TO BE A GUIDELINE FOR PREPARING A SET OF PLANS AND BASIC GUIDANCE FOR THE GENERAL APPEARANCE OF A SET OF PLANS. IT IS NOT INTENDED TO BE A SET OF CADD STANDARDS OR TO PROVIDE DESIGN GUIDANCE. PLEASE REFER TO THE DESIGN RESOURCE CENTER (DRC) FOR THE LATEST CADD UPDATES AND VARIOUS OTHER DOCUMENTS FOR DESIGN GUIDANCE.

PAVEMENT MARKINGS LEGEND		
SYM	ITEM	QUANTITY
(A)	EPOXY RESIN PAINT PAVEMENT STRIPING, WHITE 5" SOLID (ITEM 817013)	1321 LF
(B)	ALKYD-THERMOPLASTIC PAVEMENT STRIPING, WHITE 16" SOLID (ITEM 817002)	0 SF
(C)	EPOXY RESIN PAINT PAVEMENT STRIPING, YELLOW 5" SOLID DOUBLE LINE (ITEM 817013)	1975 LF
(D)	EPOXY RESIN PAINT PAVEMENT STRIPING, WHITE 5" DOTTED - 2' LINE & 6' GAP (ITEM 817013)	500 LF
(E)	PREFORMED THERMOPLASTIC PAVEMENT MARKING WHITE, BIKE SYMBOL (ITEM 817015)	1 EACH
(F)	ALKYD-THERMOPLASTIC PAVEMENT STRIPING, WHITE SYMBOL/LEGEND (ITEM 817002)	16 SF
(G)	ALKYD-THERMOPLASTIC PAVEMENT STRIPING, WHITE 24" SOLID (ITEM 817002)	0 SF
(H)	EPOXY RESIN PAINT PAVEMENT STRIPING, WHITE 5" DOTTED - 2' LINE & 2' GAP (ITEM 817013)	0 LF



31-MAR-2020 07:58 \\DOT\F08\Cadd\Active_Designs\SUSSEX\024\road\T201200902\Plans\MODEL PLANS ONLY\SS 02.dgn

ADDENDA / REVISIONS

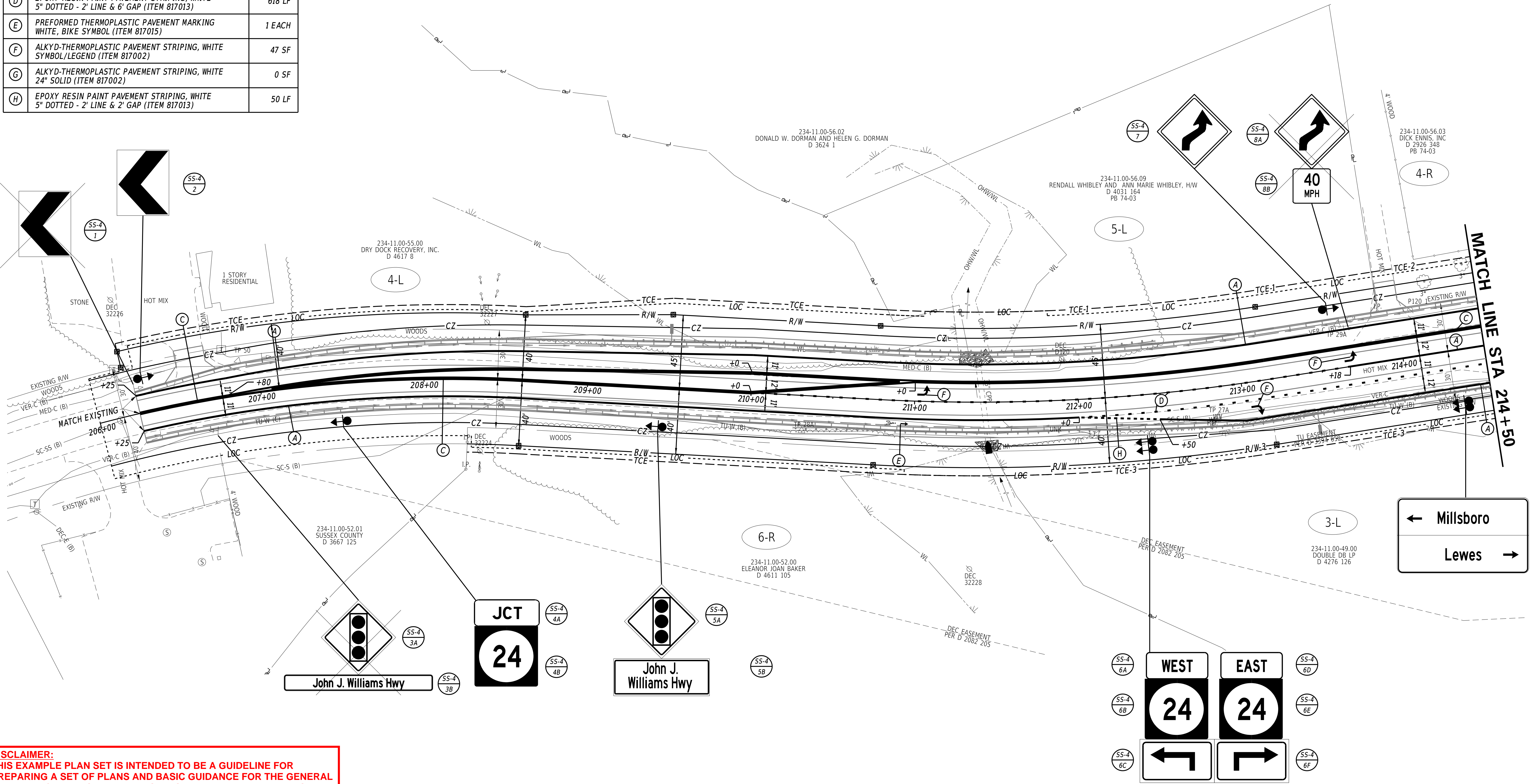


HSIP SC, SR24 AT CAMP ARROW HEAD ROAD AND SR24 AT ANGOLA ROAD

CONTRACT	BRIDGE NO.	N/A
T201200902	DESIGNED BY:	W. NAUMAN
COUNTY	CHECKED BY:	C. ESHAM
SUSSEX		

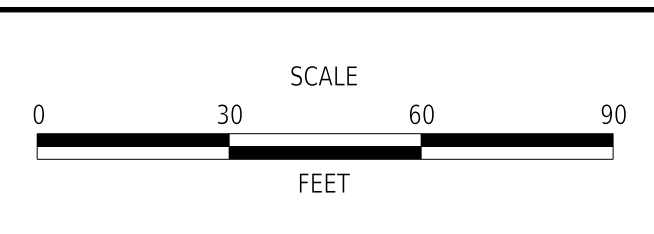
SIGNING, STRIPING AND CONDUIT PLAN		SS-03
		SECTION
		SHEET NO.
		83

PAVEMENT MARKINGS LEGEND		
SYM	ITEM	QUANTITY
(A)	EPOXY RESIN PAINT PAVEMENT STRIPING, WHITE 5" SOLID (ITEM 817013)	1652 LF
(B)	ALKYD-THERMOPLASTIC PAVEMENT STRIPING, WHITE 16" SOLID (ITEM 817002)	0 SF
(C)	EPOXY RESIN PAINT PAVEMENT STRIPING, YELLOW 5" SOLID DOUBLE LINE (ITEM 817013)	2104 LF
(D)	EPOXY RESIN PAINT PAVEMENT STRIPING, WHITE 5" DOTTED - 2' LINE & 6' GAP (ITEM 817013)	618 LF
(E)	PREFORMED THERMOPLASTIC PAVEMENT MARKING WHITE, BIKE SYMBOL (ITEM 817015)	1 EACH
(F)	ALKYD-THERMOPLASTIC PAVEMENT STRIPING, WHITE SYMBOL/LEGEND (ITEM 817002)	47 SF
(G)	ALKYD-THERMOPLASTIC PAVEMENT STRIPING, WHITE 24" SOLID (ITEM 817002)	0 SF
(H)	EPOXY RESIN PAINT PAVEMENT STRIPING, WHITE 5" DOTTED - 2' LINE & 2' GAP (ITEM 817013)	50 LF



DISCLAIMER:
 THIS EXAMPLE PLAN SET IS INTENDED TO BE A GUIDELINE FOR PREPARING A SET OF PLANS AND BASIC GUIDANCE FOR THE GENERAL APPEARANCE OF A SET OF PLANS. IT IS NOT INTENDED TO BE A SET OF CADD STANDARDS OR TO PROVIDE DESIGN GUIDANCE. PLEASE REFER TO THE DESIGN RESOURCE CENTER (DRC) FOR THE LATEST CADD UPDATES AND VARIOUS OTHER DOCUMENTS FOR DESIGN GUIDANCE.

ADDENDA / REVISIONS



HSIP SC, SR24 AT CAMP ARROW HEAD ROAD AND SR24 AT ANGOLA ROAD

CONTRACT	BRIDGE NO.	N/A
T201200902	DESIGNED BY:	W. NAUMAN
COUNTY	CHECKED BY:	C. ESHAM
SUSSEX		

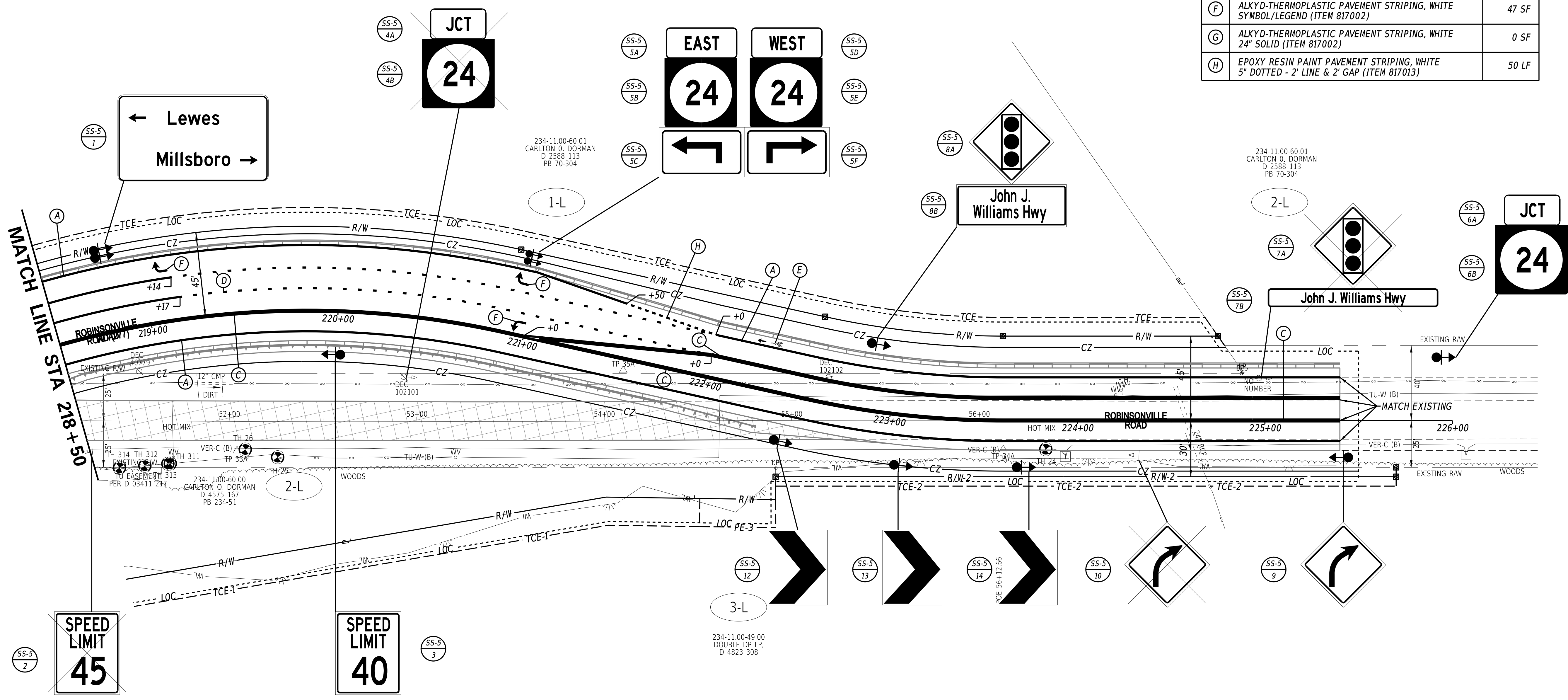
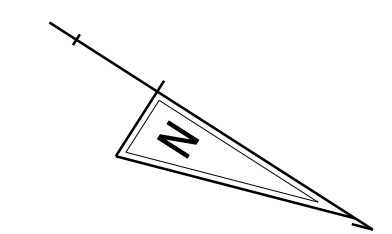
SIGNING, STRIPING AND CONDUIT PLAN

SS-04
SECTION
PD
SHEET NO.
84

31-MAR-2020 07:58 \\DOTF508\Cadd\Active_Designs\SUSSEX\024\road\T201200902\Plans\MODEL PLANS ONLY\SS 03.dgn

DISCLAIMER:
 THIS EXAMPLE PLAN SET IS INTENDED TO BE A GUIDELINE FOR PREPARING A SET OF PLANS AND BASIC GUIDANCE FOR THE GENERAL APPEARANCE OF A SET OF PLANS. IT IS NOT INTENDED TO BE A SET OF CADD STANDARDS OR TO PROVIDE DESIGN GUIDANCE. PLEASE REFER TO THE DESIGN RESOURCE CENTER (DRC) FOR THE LATEST CADD UPDATES AND VARIOUS OTHER DOCUMENTS FOR DESIGN GUIDANCE.

PAVEMENT MARKINGS LEGEND		
SYM	ITEM	QUANTITY
(A)	EPOXY RESIN PAINT PAVEMENT STRIPING, WHITE 5" SOLID (ITEM 817013)	1523 LF
(B)	ALKYD-THERMOPLASTIC PAVEMENT STRIPING, WHITE 16" SOLID (ITEM 817002)	0 SF
(C)	EPOXY RESIN PAINT PAVEMENT STRIPING, YELLOW 5" SOLID DOUBLE LINE (ITEM 817013)	1898 LF
(D)	EPOXY RESIN PAINT PAVEMENT STRIPING, WHITE 5" DOTTED - 2' LINE & 6' GAP (ITEM 817013)	581 LF
(E)	PERFORMED THERMOPLASTIC PAVEMENT MARKING WHITE, BIKE SYMBOL (ITEM 817015)	1 EACH
(F)	ALKYD-THERMOPLASTIC PAVEMENT STRIPING, WHITE SYMBOL/LEGEND (ITEM 817002)	47 SF
(G)	ALKYD-THERMOPLASTIC PAVEMENT STRIPING, WHITE 24" SOLID (ITEM 817002)	0 SF
(H)	EPOXY RESIN PAINT PAVEMENT STRIPING, WHITE 5" DOTTED - 2' LINE & 2' GAP (ITEM 817013)	50 LF



31-MAR-2020 07:58 \\DOT\F08\Cadd\Active_Designs\SUSSEX\024\road\T201200902\Plans\MODEL PLANS ONLY\SS 04.dgn

<table border="1" style="width: 100%; border-collapse: collapse;"> <thead> <tr> <th style="text-align: left;">ADDENDA / REVISIONS</th> </tr> </thead> <tbody> <tr><td> </td></tr> <tr><td> </td></tr> <tr><td> </td></tr> <tr><td> </td></tr> </tbody> </table>	ADDENDA / REVISIONS					<p>SCALE</p> <p>FEET</p>	<p>HSIP SC, SR24 AT CAMP ARROW HEAD ROAD AND SR24 AT ANGOLA ROAD</p>	<table border="1" style="width: 100%; border-collapse: collapse;"> <tr> <td>CONTRACT</td> <td>BRIDGE NO.</td> <td style="text-align: center;">N/A</td> </tr> <tr> <td>T201200902</td> <td>DESIGNED BY:</td> <td>W. NAUMAN</td> </tr> <tr> <td>COUNTY</td> <td>CHECKED BY:</td> <td>C. ESHAM</td> </tr> <tr> <td>SUSSEX</td> <td></td> <td></td> </tr> </table>	CONTRACT	BRIDGE NO.	N/A	T201200902	DESIGNED BY:	W. NAUMAN	COUNTY	CHECKED BY:	C. ESHAM	SUSSEX			<p>SIGNING, STRIPING AND CONDUIT PLAN</p>	<table border="1" style="width: 100%; border-collapse: collapse;"> <tr> <td style="text-align: center;">SS-05</td> </tr> <tr> <td style="text-align: center;">SECTION</td> </tr> <tr> <td style="text-align: center;">PD</td> </tr> <tr> <td style="text-align: center;">SHEET NO.</td> </tr> <tr> <td style="text-align: center;">85</td> </tr> </table>	SS-05	SECTION	PD	SHEET NO.	85
ADDENDA / REVISIONS																											
CONTRACT	BRIDGE NO.	N/A																									
T201200902	DESIGNED BY:	W. NAUMAN																									
COUNTY	CHECKED BY:	C. ESHAM																									
SUSSEX																											
SS-05																											
SECTION																											
PD																											
SHEET NO.																											
85																											