



Share the Road

Motorists and Cyclists

We're all in this together.



In ALL 50 states:

Cyclists = same rights + duties as Motorists!

Yield to cyclists as you would to a car

Cyclists allowed on road

(even if bike lanes & paths are present)





Bicycle Safety Video



Presented by the League of Illinois Bicyclists

www.bikelib.org


Funded by The Illinois Department of Transportation



Cyclists under 18 required to wear helmet.



3-Foot Passing Law



- when approaching a bicyclist, shall ensure the safety and
- and
- as possible, with due regard to safety on a roadway having at least 4 lanes proceeding in the same direction
- b. Proceeding with caution and at a safe speed and leaving a reasonable distance, providing a minimum of three feet for a bicyclist, if changing lanes would



3-Foot Passing Law



Delaware became the 19th State to enact a 3 Foot Law after it was signed by Governor Markell in July 2011. 20 States have this law.

Understanding Cyclists



The size of bicycles impacts perception!





Car vs. Bicycle

**WEIGHT =
3,800 POUNDS**



**WEIGHT =
30 POUNDS**





Car vs. Bicycle

PROTECTION:
3,800 POUNDS

SEAT BELTS

AIR BAGS

CRUSH ZONES

SIZE =
VISIBILITY

PROTECTION:
12 OUNCE
PLASTIC
HELMET





Car vs. bicycle

6/9/2011 7:43:00 PM

Child injured in car vs. bicycle crash 7-year-old girl transported to Self Regional



By MICHELLE LAXER

Herald-Tribune

NOTHING

h in

Stam

Manc
Crash

Small flip flo
the s

WMDT
47 abc
NEWS

DELMARVA'S
CHOICE

47 Weblinks
Closings
NEWS

Obituaries
WEATHER

HEALTH

CONTESTS

TELL US MORE

PROGRAMMING



Dealer Prices On
Select Models In Stock!

Email Share Facebook Twitter Print

Text Size

Bike-Riding Teen Injured In Delaware Car Crash

Posted: Jun 21, 2011 10:14 AM EDT
Updated: Jun 25, 2011 10:14 AM EDT
By Julia Heller - Email

BEAR, Del. (AP) - Delaware State Police say a 14-year-old was in critical condition after being hit while riding his bicycle on a road in Bear.

Police say Jason Weakland was riding his bike Monday evening on the right shoulder of Sunset Lake Road, where he turned into the path of a car being driven by Cecelia Ross of West Grove, Pa. Weakland, who was thrown from his bicycle, was not wearing a helmet. He was taken by ambulance to Christiana Hospital. Ross was not injured in the collision.

(Copyright 2011 by The Associated Press. All Rights Reserved.)

crash

er a 23-year-old man was hit by car
around 7:30 p.m. at the
That intersection was closed for
n. This area is right near Cliff

on the north side sidewalk and
then the eastbound car made a
ow if the driver of the car ran
e biker.

threatening head injuries.
s not hurt in the accident.
he investigation will

es are not being released at this time pending
Stick with Action News, we will bring you more
on this accident as it becomes available.

hours; only one of the

on the heels of a Jan.

ME DELIVER

ituaries

10th

10th

orth on

hospital with
threatening, but
e two people in

g the crash, and

published, broadcast.

gart

Understanding Cyclists



Cyclists are required to ride as far to the right as safe and feasible, but there are exceptions!

“Why won’t these guys move over?”

Understanding Cyclists



HAZARDS!

Understanding Cyclists



Understanding Cyclists



Understanding Cyclists



Cyclists are more vulnerable to road conditions!



Cyclists can have widely varying levels of experience and ability. Even more so than motorists!

ABILITY!



Accommodating Cyclists

CAREFUL!

Remember, a cyclist is a moving vehicle, not a stationary object!

Expect to encounter cyclists!

Anticipate the cyclist's actions. Scan ahead for dangerous situations.



Accommodating Cyclists

CAREFUL!

THANK YOU!

PLEASE!



Be especially careful around children and inexperienced riders!

Share The Road Safely: Driver

**BE ESPECIALLY CAREFUL AT
INTERSECTIONS AND
DRIVEWAYS TO AVOID
CUTTING OFF A CYCLIST.**



Share The Road Safely: Driver

**Don't pass until it's safe! Leave at
least 3 feet between you and the cyclist
when passing.**

**(This is the law in many states)
When it doubt, wait.**




Share the Road Safely: Driver

BLOWING

EXCEPT

FOR

DANGER



Blow Horn Only When Necessary!

Share the Road Safely: Cyclist

- **Ride Predictably!**
- **Obey Rules of the Road!**
- **Be alert!**
- **Anticipate potential conflicts!**



Share the Road Safely: Cyclist

**Be
Visible**



Wear a Helmet!



Wear a Helmet!

Wear a Helmet!

eti

Don't obstruct your hearing! Use all of your senses!

Lessons for Life

Do:

- Leave a safe passing distance - at least 3 feet
- Reduce your speed
- Yield when turning
- Expect the unexpected



Lessons for Life



Don't

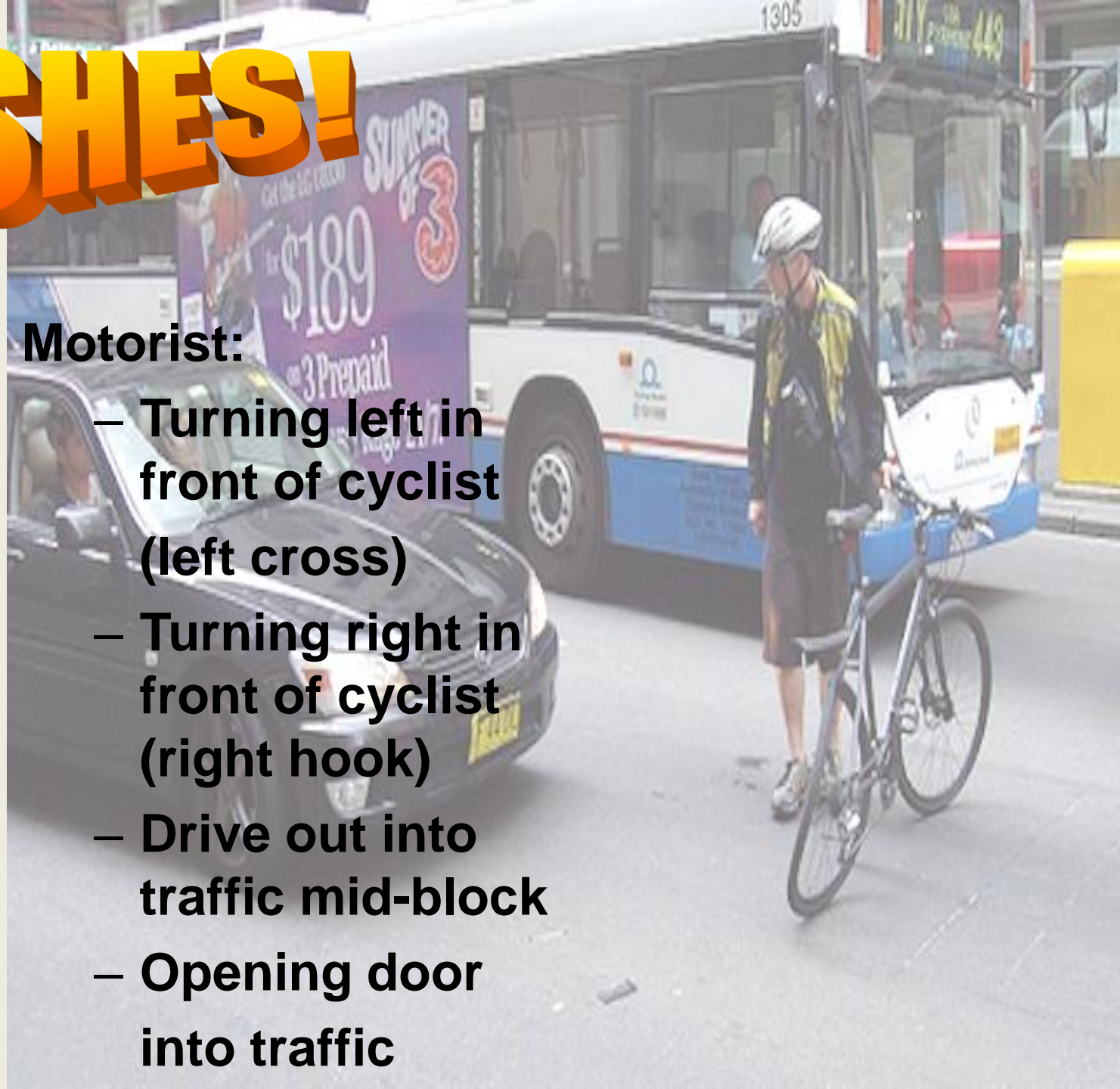
- **Open your car door without looking**
- **Honk your horn at cyclists**

CRASHES!

motorist caused

Motorist:

- Turning left in front of cyclist (left cross)
- Turning right in front of cyclist (right hook)
- Drive out into traffic mid-block
- Opening door into traffic



CRASHES!

cyclist caused



Cyclist:

- Wrong side of road

motorists

Countermeasures

Left Cross

- Look for cyclists!
 - Far to the right
 - In the middle of the lane
 - On the sidewalk
- Look again!
- Slow down!



motorists

Countermeasures

Right Hook

- Slow down
- Merge into bike lanes before turning right
- Don't try to beat cyclists
- Cyclists may be going faster than you think.



Countermeasures

Driving out mid-block

- Look for cyclists
 - Far to the right, close to parked cars
 - Approaching the wrong way on the street
 - Approaching the wrong way on the sidewalk
- When you see a gap in traffic **LOOK AGAIN!**



Countermeasures

Opening a door into traffic

- * **Look for cyclists**
 - In your mirror
 - Look over your shoulder
 - Cyclists are approaching faster than you think

- * **If you are parked next to a bike lane**
 - Expect cyclists to be there
 - Your door may cover the entire bike lane.



motorists

Even When Parked...

**Don't open door without looking
– Especially near a bike lane**



motorists

Even When Parked...

- Be careful pulling out of a parking space
- Be especially careful backing from angle parking spots



For More Information

Please contact the
Delaware Bicycle Council

P.O. Box 778

Dover, DE 19903

(302) 760-BIKE

www.deldot.gov



Amy Wilburn, Chair

<p>Give two reasons why you should wear a bicycle helmet.</p>	<p>What should a bicyclist do at a stop sign? At a yield sign? At a red light?</p>
<p>When should you wear a helmet?</p>	<p>Why should a bicyclist on the road obey traffic laws?</p>
<p>What are some dangers in the road for bicyclists?</p>	<p>In what direction should you ride a bicycle?</p>
<p>On what side of the road should a bicyclist ride?</p>	<p>Why should you use a front white light on your bicycle?</p>
<p>Should you talk on a cell phone when you bicycle?</p>	<p>Should bicyclists ride after drinking alcohol? Why or why not?</p>
<p>How can you be more visible on your bicycle?</p>	<p>In which direction should a bicyclist ride: in the same direction as traffic or facing traffic?</p>
<p>Where can you buy a bicycle helmet?</p>	<p>How can you help children be safer on bicycles?</p>

Answers for Conversation Cards

<p>Give two reasons why you should wear a bicycle helmet.</p> <p><i>A helmet will protect your head and brain if you crash, wearing a bicycle helmet may be the law.</i></p>	<p>What should a bicyclist do at a stop sign?</p> <p><i>Stop and look left-right-left for traffic before going.</i></p> <p>At a yield sign?</p> <p><i>Slow down and let other traffic (through traffic) pass before going.</i></p> <p>At a red light?</p> <p><i>Follow the same rules as other vehicles. The bicyclist must stop until the light turns green.</i></p>
<p>When should you wear a helmet?</p> <p><i>A helmet should be worn by anyone who rides a bicycle.</i></p>	<p>Why should a bicyclist on the road obey traffic laws?</p> <p><i>A bicycle is considered a vehicle on the road and must follow the same rules or laws as a car.</i></p>
<p>What are some dangers in the road for bicyclists?</p> <p><i>Potholes, gravel, dogs, wet leaves, storm grates, and opening car door may increase the bicyclist's risk of falling.</i></p>	<p>In what direction should you ride a bicycle?</p> <p><i>You should ride your bike with traffic; that is, in the same direction as traffic.</i></p>

<p>On what side of the road should a bicyclist ride?</p> <p><i>A bicyclist should ride on the right side of the road.</i></p>	<p>Why should you use a front white light on your bicycle?</p> <p><i>So you are more visible to other vehicles, so you can see the road, because it is the law in most States.</i></p>
<p>Should you talk on a cell phone when you bike?</p> <p><i>No. Bicyclists need to use their eyes and ears to look out for what other traffic is doing.</i></p>	<p>Should bicyclists ride after drinking alcohol? Why or why not?</p> <p><i>No. Drinking alcohol affects safe judgment; a bicyclist who rides after drinking alcohol puts himself and others at risk of a crash.</i></p>
<p>How can you be more visible on your bike?</p> <p><i>You can wear bright or fluorescent clothing. At night you should wear reflective materials and use flashing clip lights.</i></p>	<p>In which direction should a bicyclist ride: in the same direction as traffic or facing traffic?</p> <p><i>A bicycle is a vehicle; bicyclists should ride in the same direction as traffic.</i></p>
<p>Where can you buy a bike helmet?</p> <p><i>You can buy a bike helmet at bike stores, at sporting goods stores like Dicks or Sports Authority, or at department stores like Wal-Mart, K-Mart, or Target.</i></p>	<p>How can you help children be safer on bicycles?</p> <p><i>Examples: Make sure they have a properly fitted helmet on and fastened every ride, go over the safety rules with them, supervise them at all times, don't allow them to ride at nighttime.</i></p>