



STATE OF DELAWARE
DEPARTMENT OF TRANSPORTATION
800 BAY ROAD
P.O. BOX 778
DOVER, DELAWARE 19903

JENNIFER COHAN
SECRETARY

MEMORANDUM

To: All Users of the Delaware Manual on Uniform Traffic Control Devices

From: Mark Luszcz, P.E., PTOE, Chief Traffic Engineer *WL*

Date: November 23, 2015

SUBJECT: **Interim Guidance; Part 7, Traffic Control for School Areas**

This Interim Guidance to the Delaware Manual on Uniform Traffic Control Devices (MUTCD) is related to the use of the overhead School Speed Limit XX When Flashing Sign (S5-3-DE). Figures 7B-1, 7B-3, and 7B-5 and Table 7B-1 of the MUTCD have been revised to show the positioning and height of the new sign.

Should you have questions concerning the information contained in this interim guidance, please contact my office (302) 659-4060.

CHAPTER 7B. SIGNS

Section 7B.01 Size of School Signs

Standard:

- 01 Except as provided in Section 2A.11, the sizes of signs and plaques to be used on conventional roadways in school areas shall be as shown in Table 7B-1.
- 02 The sizes in the Conventional Road column shall be used unless engineering judgment determines that a minimum or oversized sign size would be more appropriate.

Table 7B-1. School Area Sign and Plaque Sizes (Delaware Revision)

Sign	Sign Designation	Section	Conventional Road	Minimum	Oversized
School	S1-1	7B.08	36 x 36	30 x 30	48 x 48
School Bus Stop Ahead	S3-1	7B.13	36 x 36	30 x 30	48 x 48
School Children Walk Along This Road	S3-1-DE	7B.11	36 x 36	30 x 30	48 x 48
School Bus Turn Ahead	S3-2	7B.14	36 x 36	30 x 30	48 x 48
Reduced School Speed Limit Ahead	S4-5, S4-5a	7B.16	36 x 36	30 x 30	48 x 48
School Speed Limit XX When Flashing	S5-1	7B.15	24 x 48	—	36 x 72
School Speed Limit XX When Children Are Present	S5-1-DE	7B.15	24 x 54	—	36 x 84
End School Zone	S5-2	7B.09	24 x 30	—	36 x 48
End School Speed Limit	S5-3	7B.15	24 x 30	—	36 x 48
School Speed Limit XX When Flashing (Overhead Use Only)	S5-3-DE	7B.15	60 x 48	—	—
In-Street Ped Crossing	R1-6, R1-6a, R1-6b, R1-6c	7B.11, 7B.12	12 x 36	—	—
Speed Limit (School Use)	R2-1	7B.15	24 x 30	—	36 x 48
Begin Higher Fines Zone	R2-10	7B.10	24 x 30	—	36 x 48
End Higher Fines Zone	R2-11	7B.10	24 x 30	—	36 x 48

Plaque	Sign Designation	Section	Conventional Road	Minimum	Oversized
X:XX to X:XX AM X:XX to X:XX PM	S4-1P	7B.15	24 x 10	—	36 x 18
When Children Are Present	S4-2P	7B.15	24 x 10	—	36 x 18
School	S4-3P	7B.09, 7B.15	24 x 8	—	36 x 12
When Flashing	S4-4P	7B.15	24 x 10	—	36 x 18
Mon-Fri	S4-6P	7B.15	24 x 10	—	36 x 18
All Year	S4-7P	7B.09	24 x 12	—	30 x 18
Fines Higher	R2-6P	7B.10	24 x 18	—	36 x 24
XX Feet	W16-2P	7B.08	24 x 18	—	30 x 24
XX Ft	W16-2aP	7B.08	24 x 12	—	30 x 18
Turn Arrow	W16-5P	7B.08, 7B.09, 7B.11	24 x 12	—	30 x 18
Advance Turn Arrow	W16-6P	7B.08, 7B.09, 7B.11	24 x 12	—	30 x 18
Diagonal Arrow	W16-7P	7B.12	24 x 12	—	30 x 18
Diagonal Arrow (optional size)	W16-7P	7B.12	21 x 15	—	—
Ahead	W16-9P	7B.11	24 x 12	—	30 x 18

- Note:
- 1. Larger sizes may be used when appropriate
 - 2. Dimensions are shown in inches and are shown as width x height
 - 3. Minimum sign sizes for multi-lane conventional roads shall be as shown in the Conventional Road column

**Figure 7B-1. School Area Signs
(Delaware Revision)**

School Advance
Crossing Assembly



S1-1



W16-9P

OR



W16-2aP

OR



W16-2P

OR



W16-5P (optional)

OR



W16-6P (optional)

School Crossing
Assembly



S1-1



W16-7P

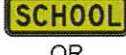
School Zone Sign



S1-1



S4-7P (optional)



S4-3P (optional)

OR



W16-5P (optional)

OR



W16-6P (optional)


School Speed
Limit Assembly



S4-3P



R2-1



S4-1P

OR




S4-2P

OR



S4-4P

OR



S4-1P



S4-6P



S3-1



S3-2




S4-5




S4-5a



S5-1



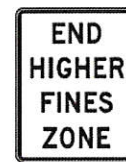
S5-2



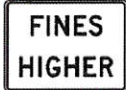
S5-3



R2-10



R2-11



R2-6P (optional)



S3-1-DE*



S5-1-DE**

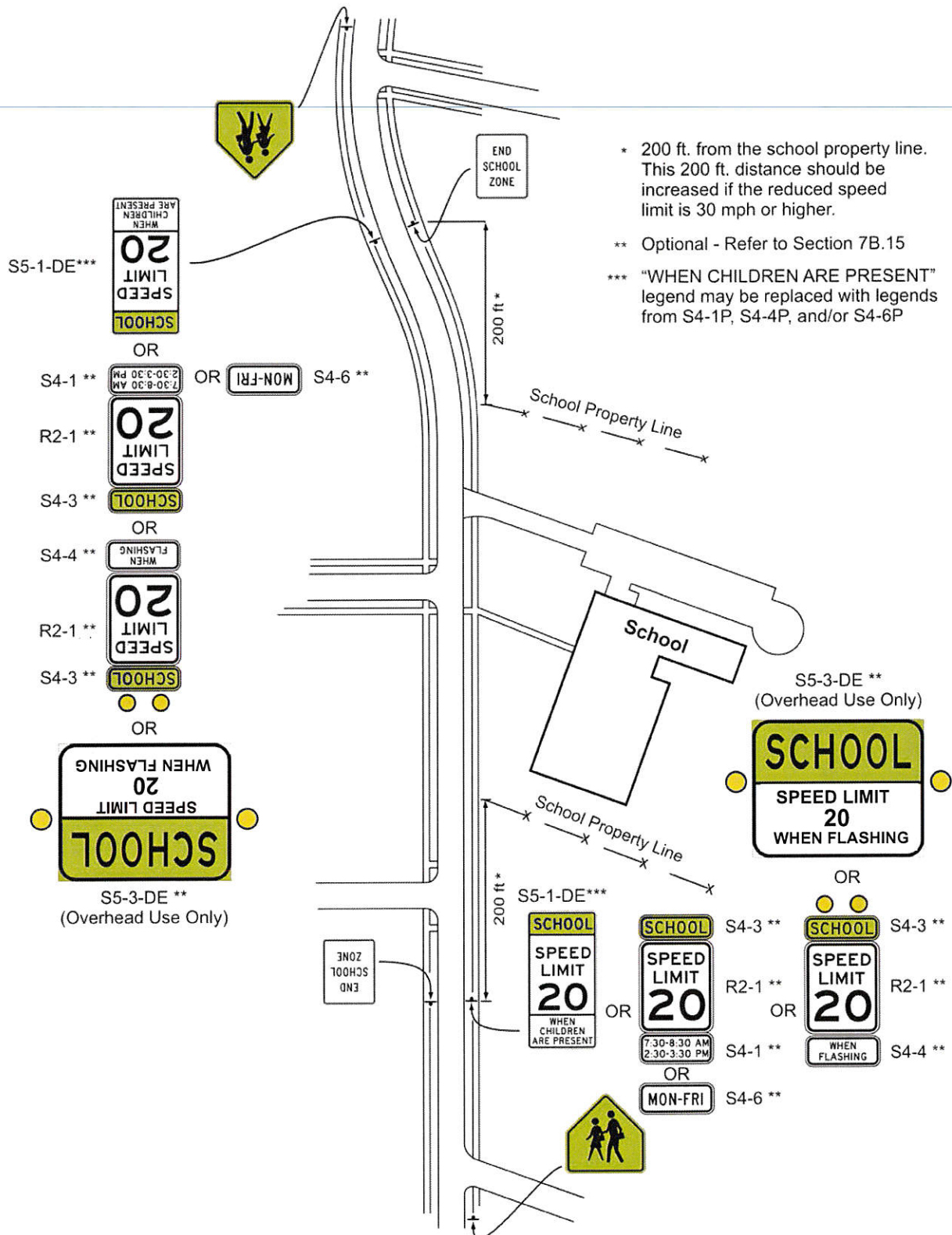


S5-3-DE (Overhead Use Only)

* FYG only within school zones

** "WHEN CHILDREN ARE PRESENT" legend may be replaced with legends from S4-1P, S4-4P, and/or S4-6P

Figure 7B-3. Example of Signing for a School Zone without a Marked School Crosswalk and with a Reduced School Speed Limit Zone (Delaware Revision)



- * 200 ft. from the school property line. This 200 ft. distance should be increased if the reduced speed limit is 30 mph or higher.
- ** Optional - Refer to Section 7B.15
- *** "WHEN CHILDREN ARE PRESENT" legend may be replaced with legends from S4-1P, S4-4P, and/or S4-6P

Figure 7B-5. Example of Signing for a School Zone with a Reduced School Speed Limit Zone and a School Crossing (Delaware Revision)

