

Certificate of Distribution Municipal Street Aid Funds Fiscal Year 2017




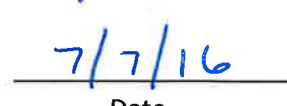
- Ken Simpler, State Treasurer
- R. Thomas Wagner, Jr., State Auditor
- Michael Morton, Controller General
- Jennifer Cohan, Secretary of Transportation (DeIDOT)
- Nicole Majeski, Deputy Secretary (DeIDOT)
- Drew A. Boyce, Director of Planning, (DeIDOT)
- Stephanie Johnson, Manager of Planning (DeIDOT)
- Robert McCleary, Chief Engineer (DeIDOT)
- Jennifer Pinkerton, Chief Materials & Research (DeIDOT)
- Hugh Curran, Finance Director (DeIDOT)
- Cc: Shante Hastings (DeIDOT)
- Bill Geronimo, Senior Fiscal Management Analyst (DeIDOT)
- Sherri Cronshaw, Strategic Info Systems (DeIDOT)
- Steven LePage, Application Support (DeIDOT)
- Don Weber, District Engineer, North (DeIDOT)
- Kevin Canning, District Engineer, Canal (DeIDOT)
- Tom Greve, District Engineer, Central (DeIDOT)
- Alastair Probert, District Engineer, South (DeIDOT)
- Rebecca Zink, Fiscal Administrative Officer, State Treasurer's Office
- Jerome Lewis, Institute for Public Administration – U of DE
- Carl F. Luft, Executive Director, League of Local Governments

The Distribution/Tabulation sheet for Municipal Street Aid Funds, Fiscal Year 2017 is attached. The sheet includes the current population and mileage figures for each municipality, as certified by a representative of the municipality.

Also attached, is a blank copy of the notification letter, which was mailed to representatives of each municipality. The funding will be mailed to the municipality pursuant to 30 Del. C. c. 51.

If you have any questions regarding this information, please contact Karen Emory Brittingham, Program Compliance Coordinator for the Municipal Street Aid Fund program by e-mail at Karen.Brittingham@state.de.us or by phone at 302.760.4805. Thank you.

Replace prior Fiscal Year Information in **"Municipal Street Aid Funds Manual" (FY17)**

 _____ Signature, Program Compliance Coordinator	 _____ Date
 _____ Signature, Director of Planning	 _____ Date

**MUNICIPAL STREET AID FUND
DISTRIBUTION TABULATION
FISCAL YEAR 2017 (7/1/2016-6/30/2017)**

July 1, 2016

TOWN	2016 POPULATION	2016 STREET MILEAGE	DISTRIBUTION BY POPULATION FACTOR	DISTRIBUTION BY MILEAGE FACTOR	TOTAL AID FY-2016	TOTAL AID FY-2017
BELLEFONTE	1,193	0.00	\$ 8,590.3353	\$ 0.0000	8,669.21	8,590.34
BETHANY BEACH	4,744	19.93	\$ 34,159.7241	\$ 73,339.4664	108,023.03	107,499.19
BETHEL	171	1.79	\$ 1,231.3054	\$ 6,586.9365	7,848.43	7,818.24
BLADES	1,241	5.26	\$ 8,935.9649	\$ 19,356.0258	28,429.51	28,291.99
BOWERS	335	1.97	\$ 2,412.2065	\$ 7,249.3100	9,704.44	9,661.52
BRIDGEVILLE	2,048	11.09	\$ 14,746.8623	\$ 40,809.5676	55,808.80	55,556.43
CAMDEN	3,464	10.86	\$ 24,942.9351	\$ 39,963.2015	65,249.69	64,906.14
CHESWOLD	1,380	0.45	\$ 9,936.8506	\$ 1,655.9338	11,688.77	11,592.78
CLAYTON	3,037	5.28	\$ 21,868.2719	\$ 19,429.6228	41,554.37	41,297.89
DAGSBORO	805	3.63	\$ 5,796.4962	\$ 13,357.8657	19,245.87	19,154.36
DELAWARE CITY	1,695	8.31	\$ 12,205.0448	\$ 30,579.5768	42,984.33	42,784.62
DELMAR	1,597	6.48	\$ 11,499.3843	\$ 23,845.4462	35,518.76	35,344.83
DEWEY BEACH	1,997	0.60	\$ 14,379.6309	\$ 2,207.9117	16,725.90	16,587.54
DOVER	37,941	108.66	\$ 273,198.5858	\$ 399,852.8059	673,127.60	673,051.39
ELLENDALE	381	3.79	\$ 2,743.4348	\$ 13,946.6421	16,755.24	16,690.08
ELSMERE	6,131	15.76	\$ 44,148.9790	\$ 57,994.4802	102,713.02	102,141.46
FARMINGTON	110	0.21	\$ 792.0678	\$ 772.7691	1,574.32	1,564.84
FELTON	1,310	5.67	\$ 9,432.8074	\$ 20,864.7654	30,443.98	30,297.57
FENWICK ISLAND	1,400	5.95	\$ 10,080.8629	\$ 21,895.1242	32,131.30	31,975.99
FRANKFORD	847	2.88	\$ 6,098.9221	\$ 10,597.9761	16,783.27	16,696.90
FREDERICA	774	2.21	\$ 5,573.2771	\$ 8,132.4747	13,780.23	13,705.75
GEORGETOWN	6,422	26.68	\$ 46,242.3583	\$ 98,178.4729	145,126.81	144,420.83
GREENWOOD	973	5.07	\$ 7,006.1997	\$ 18,656.8537	25,780.86	25,663.05
HARRINGTON	3,562	12.16	\$ 25,648.5955	\$ 44,747.0101	70,759.35	70,395.61
HARTLY	74	0.00	\$ 532.8456	\$ 0.0000	537.74	532.85
HENLOPEN ACRES	271	3.61	\$ 1,951.3670	\$ 13,284.2686	15,291.63	15,235.64
HOUSTON	374	2.09	\$ 2,693.0305	\$ 7,690.8924	10,430.69	10,383.92
KENTON	261	0.94	\$ 1,879.3609	\$ 3,459.0616	5,365.59	5,338.42
LAUREL	3,708	11.77	\$ 26,699.8855	\$ 43,311.8675	70,381.04	70,011.75
LEIPSIK	183	0.80	\$ 1,317.7128	\$ 2,943.8822	4,282.13	4,261.60
LEWES	2,747	21.53	\$ 19,780.0932	\$ 79,227.2309	93,991.13	99,007.32
LITTLE CREEK	224	0.18	\$ 1,612.9381	\$ 662.3735	2,292.02	2,275.31
MAGNOLIA	225	0.13	\$ 1,620.1387	\$ 478.3809	2,114.77	2,098.52
MIDDLETOWN	20,420	59.46	\$ 147,036.5863	\$ 218,804.0478	361,808.21	365,840.63
MILFORD	10,179	41.62	\$ 73,295.0741	\$ 153,155.4738	227,148.28	226,450.55
MILLSBORO	3,877	10.48	\$ 27,916.7897	\$ 38,564.8574	66,848.50	66,481.85
MILLVILLE	544	0.00	\$ 3,917.1353	\$ 0.0000	3,953.10	3,917.14
MILTON	2,576	12.37	\$ 18,548.7878	\$ 45,519.7792	64,369.34	64,068.57
NEW CASTLE	5,285	18.09	\$ 38,055.2575	\$ 66,568.5373	105,164.00	104,623.79
NEWARK	33,005	65.83	\$ 237,656.3434	\$ 242,244.7102	482,777.42	479,901.05
NEWPORT	1,055	4.67	\$ 7,596.6503	\$ 17,184.9126	24,900.57	24,781.56
OCEAN VIEW	2,039	23.07	\$ 14,682.0568	\$ 84,894.2042	99,954.39	99,576.26
ODESSA	364	2.05	\$ 2,621.0244	\$ 7,543.6983	10,210.41	10,164.72
REHOBOTH	6,060	18.52	\$ 43,635.7352	\$ 68,150.8740	112,382.59	111,786.61
SEAFORD	6,928	35.22	\$ 49,885.8702	\$ 129,604.4158	180,319.79	179,490.29
SELBYVILLE	2,267	10.93	\$ 16,323.7973	\$ 40,220.7912	56,431.88	56,544.59
SLAUGHTER BEACH	699	1.28	\$ 5,033.2308	\$ 4,710.2116	9,803.16	9,743.44
SMYRNA	11,147	33.44	\$ 80,265.2707	\$ 123,054.2778	200,872.99	203,319.55
SOUTH BETHANY	1,848	9.82	\$ 13,306.7391	\$ 36,136.1546	49,668.64	49,442.89
TOWNSEND	2,049	2.36	\$ 14,754.0629	\$ 8,684.4526	23,598.87	23,438.52
VILL. OF ARDENCROFT	231	1.01	\$ 1,663.3424	\$ 3,716.6513	5,405.92	5,379.99
VILLAGE OF ARDEN	439	3.63	\$ 3,161.0706	\$ 13,357.8657	16,586.25	16,518.94
VILLAGE OF ARDENTOWN	276	2.22	\$ 1,987.3701	\$ 8,169.2732	10,111.10	10,156.64
VIOLA	157	0.67	\$ 1,130.4968	\$ 2,465.5014	3,613.44	3,596.00
WILMINGTON	73,190	147.91	\$ 527,013.1123	\$ 544,287.0285	1,070,165.49	1,071,300.14
WOODSIDE	181	0.24	\$ 1,303.3116	\$ 883.1647	2,200.97	2,186.48
WYOMING	1,313	4.62	\$ 9,454.4093	\$ 17,000.9200	26,590.86	26,455.33
TOTAL	277,754	815.25	\$ 2,000,000.0000	\$ 3,000,000.0000	\$ 5,000,000.00	\$ 5,000,000.00

TOTAL MUNICIPAL POPULATION = 277,754

DISTRIBUTION RATIO = \$2,000,000.00 / 277754 = \$ 7.200616372761510

TOTAL MUNICIPALLY MAINTAINED STREET MILEAGE =

DISTRIBUTION RATIO = \$3,000,000.00 / 815.25 = \$ 3679.85280588770000



STATE OF DELAWARE
DEPARTMENT OF TRANSPORTATION
800 BAY ROAD
P.O. BOX 778
DOVER, DELAWARE 19903

JENNIFER COHAN
SECRETARY

July 6, 2016

Reference: Municipal Street Aid Funds (MSAF) – FY17

The 148th General Assembly, passed House Bill No. 450 “A Bond and Capital Improvements Act of the State of Delaware...for the Fiscal Year ending June 30, 2017...” which includes: Department of Transportation, Section 92. Grants and Allocations...The sum of \$5,000,000 (State) shall be used for the Municipal Street Aid Program pursuant to the provisions of 30 Del.C.c.51.”

The mileage and population figures located within your boundary for this program are based on the figures recently provided by your town representative on the “Affidavit”. Your payment for Fiscal Year 2017 is based on _____, miles of Municipally Maintained Streets and a Population figure of 847. The allocated funds for your municipality are \$ _____. These funds are for Fiscal Year 2017, which begins July 01, 2016 and ends on June 30, 2017.

A complete copy of Title 30 can be found on the State Auditor’s web page at www.state.de.us/auditor. **Funds will not be released to the municipality until 1) The Program Compliance Coordinator has received an “Affidavit” from the Municipality, and 2) the “Municipal Street Aid Annual Report” has been received by the Office of the State Treasurer. Pursuant to Title 30, 5156 (b) the report must be filed with the Delaware State Treasury not later than October 1st. This report is for the previous years funds.**

If you have any questions regarding this information, please do not hesitate to contact me. I can be reached by e-mail: Karen.Brittingham@State.de.us. My direct phone number is 302.760.4805.

Sincerely,


Karen Emory Brittingham
Program Compliance Coordinator