

Certificate of Distribution Municipal Street Aid Funds Fiscal Year 2018

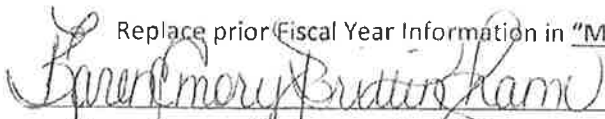
- o Ken Simpler, State Treasurer
- o R. Thomas Wagner, Jr., State Auditor
- o Michael Morton, Controller General
- o Jennifer Cohan, Secretary of Transportation (DeIDOT)
- o Nicole Majeski, Deputy Secretary (DeIDOT)
- o Drew A. Boyce, Director of Planning, (DeIDOT)
- o Stephanie Johnson, Manager of Planning (DeIDOT)
- o Robert McCleary, Chief Engineer (DeIDOT)
- o Jennifer Pinkerton, Chief Materials & Research (DeIDOT)
- o Lanie Thornton, Director of Finance (DeIDOT)
- o Cc: Shante Hastings (DeIDOT)
- o Bill Geronimo, Senior Fiscal Management Analyst (DeIDOT)
- o Sherri Cronshaw, Strategic Info Systems (DeIDOT)
- o Steven LePage, Application Support (DeIDOT)
- o Don Weber, District Engineer, North (DeIDOT)
- o Kevin Canning, District Engineer, Canal (DeIDOT)
- o Tom Greve, District Engineer, Central (DeIDOT)
- o Alastair Probert, District Engineer, South (DeIDOT)
- o Karen Morton, Fiscal Administrative Officer, State Treasurer's Office
- o Rebecca Zink, Fiscal Administrative Officer, State Treasurer's Office
- o Jerome Lewis, Institute for Public Administration – U of DE
- o Carl F. Luft, Executive Director, League of Local Governments

The Distribution/Tabulation sheet for Municipal Street Aid Funds, Fiscal Year 2018 is attached. The sheet includes the current population and mileage figures for each municipality, as certified by a representative of the municipality.


Also attached, is a blank copy of the notification letter, which was mailed to representatives of each municipality. The funding will be mailed to the municipality pursuant to 30 Del. C. c. 51.

If you have any questions regarding this information, please contact Karen Emory Brittingham, Program Compliance Coordinator for the Municipal Street Aid Fund program by e-mail at Karen.Brittingham@state.de.us or by phone at 302.760.4805. Thank you.


Replace prior Fiscal Year Information in "Municipal Street Aid Funds Manual" (FY18)



Signature, Program Compliance Coordinator



Date



Signature, Director of Planning



Date

**MUNICIPAL STREET AID FUND
DISTRIBUTION TABULATION
FISCAL YEAR 2018 (7/1/2017-6/30/2018)**

July 1, 2017

TOWN	2017 POPULATION	2017 STREET MILEAGE	DISTRIBUTION BY POPULATION FACTOR	DISTRIBUTION BY MILEAGE FACTOR	TOTAL AID FY-2017	TOTAL AID FY-2018
BELLEFONTE	1,193	0.00	\$ 8,469.3722	\$ 0.0000	\$ 8,590.34	\$ 8,469.37
BETHANY BEACH	4,744	19.93	\$ 33,678.7105	\$ 72,248.5379	\$ 107,499.19	\$ 105,927.25
BETHEL	171	1.79	\$ 1,213.9670	\$ 6,488.9555	\$ 7,818.24	\$ 7,702.92
BLADES	1,241	5.26	\$ 8,810.1348	\$ 19,068.1038	\$ 28,291.99	\$ 27,878.24
BOWERS	335	1.97	\$ 2,378.2395	\$ 7,141.4761	\$ 9,661.52	\$ 9,519.72
BRIDGEVILLE	2,256	12.26	\$ 16,015.8455	\$ 44,443.9074	\$ 55,556.43	\$ 60,459.75
CAMDEN	3,464	10.59	\$ 24,591.7060	\$ 38,389.9657	\$ 64,906.14	\$ 62,981.67
CHESWOLD	1,380	0.45	\$ 9,796.9267	\$ 1,631.3017	\$ 11,592.78	\$ 11,428.23
CLAYTON	3,037	5.28	\$ 21,560.3381	\$ 19,140.6061	\$ 41,297.89	\$ 40,700.94
DAGSBORO	805	3.63	\$ 5,714.8739	\$ 13,159.1667	\$ 19,154.36	\$ 18,874.04
DELAWARE CITY	1,695	8.31	\$ 12,033.1818	\$ 30,124.7039	\$ 42,784.62	\$ 42,157.89
DELMAR	1,597	6.48	\$ 11,337.4580	\$ 23,490.7439	\$ 35,344.83	\$ 34,828.20
DEWEY BEACH	1,997	0.60	\$ 14,177.1469	\$ 2,175.0689	\$ 16,587.54	\$ 16,352.22
DOVER	37,686	109.73	\$ 267,541.2909	\$ 397,783.8465	\$ 673,051.39	\$ 665,325.14
ELLENDALE	381	3.79	\$ 2,704.8037	\$ 13,739.1851	\$ 16,690.08	\$ 16,443.99
ELSMERE	6,131	15.76	\$ 43,525.3318	\$ 57,131.8092	\$ 102,141.46	\$ 100,657.14
FARMINGTON	110	0.21	\$ 780.9145	\$ 761.2741	\$ 1,564.84	\$ 1,542.19
FELTON	1,310	5.67	\$ 9,299.9812	\$ 20,554.4009	\$ 30,297.57	\$ 29,854.38
FENWICK ISLAND	1,400	5.95	\$ 9,938.9112	\$ 21,569.4330	\$ 31,975.99	\$ 31,508.34
FRANKFORD	847	2.88	\$ 6,013.0413	\$ 10,440.3306	\$ 16,696.90	\$ 16,453.37
FREDERICA	774	2.21	\$ 5,494.7980	\$ 8,011.5037	\$ 13,705.75	\$ 13,506.30
GEORGETOWN	6,422	26.81	\$ 45,591.2055	\$ 97,189.3277	\$ 144,420.83	\$ 142,780.53
GREENWOOD	973	5.07	\$ 6,907.5433	\$ 18,379.3320	\$ 25,663.05	\$ 25,286.88
HARRINGTON	3,562	2.16	\$ 25,287.4298	\$ 44,081.3959	\$ 70,395.61	\$ 69,368.83
HARTLY	74	0.00	\$ 525.3424	\$ 0.0000	\$ 532.85	\$ 525.34
HENLOPEN ACRES	271	3.61	\$ 1,923.8892	\$ 13,086.6644	\$ 15,235.64	\$ 15,010.55
HOUSTON	374	2.09	\$ 2,655.1091	\$ 7,576.4899	\$ 10,383.92	\$ 10,231.60
KENTON	261	0.94	\$ 1,852.8970	\$ 3,407.6079	\$ 5,338.42	\$ 5,260.50
LAUREL	3,708	11.77	\$ 26,323.9162	\$ 42,667.6011	\$ 70,011.75	\$ 68,991.52
LEIPSIC	183	0.80	\$ 1,299.1577	\$ 2,900.0918	\$ 4,261.60	\$ 4,199.25
LEWES	2,887	21.53	\$ 20,495.4547	\$ 78,048.7215	\$ 99,007.32	\$ 98,544.18
LITTLE CREEK	224	0.18	\$ 1,590.2258	\$ 652.5207	\$ 2,275.31	\$ 2,242.75
MAGNOLIA	225	0.13	\$ 1,597.3250	\$ 471.2649	\$ 2,098.52	\$ 2,068.59
MIDDLETOWN	21,130	67.20	\$ 150,006.5668	\$ 243,607.7142	\$ 365,840.63	\$ 393,614.28
MILFORD	10,252	41.62	\$ 72,781.2268	\$ 150,877.2778	\$ 226,450.55	\$ 223,658.50
MILLSBORO	3,877	10.48	\$ 27,523.6848	\$ 37,991.2031	\$ 66,481.65	\$ 65,514.89
MILLVILLE	544	0.00	\$ 3,861.9769	\$ 0.0000	\$ 3,917.14	\$ 3,861.98
MILTON	2,576	13.28	\$ 18,287.5966	\$ 48,141.5245	\$ 64,068.57	\$ 66,429.12
NEW CASTLE	5,285	18.09	\$ 37,519.3898	\$ 65,578.3266	\$ 104,623.79	\$ 103,097.72
NEWARK	35,642	65.83	\$ 253,030.4805	\$ 238,641.3070	\$ 479,901.05	\$ 491,671.79
NEWPORT	1,055	4.67	\$ 7,489.6795	\$ 16,929.2861	\$ 24,781.56	\$ 24,418.97
OCEAN VIEW	2,039	23.07	\$ 14,475.3142	\$ 83,631.3983	\$ 99,576.26	\$ 98,106.71
ODESSA	364	2.05	\$ 2,584.1169	\$ 7,431.4853	\$ 10,164.72	\$ 10,015.60
REHOBOTH	6,060	18.52	\$ 43,021.2870	\$ 67,137.1260	\$ 111,786.61	\$ 110,158.41
SEAFORD	6,928	35.22	\$ 49,183.4120	\$ 127,676.5431	\$ 179,490.29	\$ 176,859.96
SELBYVILLE	2,450	10.93	\$ 17,393.0946	\$ 39,622.5047	\$ 56,544.59	\$ 57,015.60
SLAUGHTER BEACH	699	1.28	\$ 4,962.3564	\$ 4,640.1469	\$ 9,743.44	\$ 9,602.50
SMYRNA	11,418	33.44	\$ 81,058.9200	\$ 121,223.8388	\$ 203,319.55	\$ 202,282.76
SOUTH BETHANY	1,848	9.82	\$ 13,119.3628	\$ 35,598.6273	\$ 49,442.89	\$ 48,717.99
TOWNSEND	2,049	3.92	\$ 14,546.3065	\$ 14,210.4500	\$ 23,438.52	\$ 28,756.76
VILL. OF ARDENCROFT	231	1.01	\$ 1,639.9203	\$ 3,661.3659	\$ 5,379.99	\$ 5,301.29
VILLAGE OF ARDEN	439	3.63	\$ 3,116.5586	\$ 13,159.1667	\$ 16,518.94	\$ 16,275.73
VILLAGE OF ARDENTOWN	276	2.22	\$ 1,959.3853	\$ 8,047.7548	\$ 10,156.64	\$ 10,007.14
VIOLA	157	0.67	\$ 1,114.5779	\$ 2,428.8269	\$ 3,596.00	\$ 3,543.40
WILMINGTON	73,190	147.91	\$ 519,592.0787	\$ 536,190.7294	\$ 1,071,300.14	\$ 1,055,782.81
WOODSIDE	181	0.24	\$ 1,284.9592	\$ 870.0276	\$ 2,186.48	\$ 2,154.99
WYOMING	1,313	4.62	\$ 9,321.2789	\$ 16,748.0304	\$ 26,455.33	\$ 26,069.31
TOTAL	281,721	827.56	\$ 2,000,000.0000	\$ 3,000,000.0000	\$ 5,000,000.00	\$ 5,000,000.00

TOTAL MUNICIPAL POPULATION = 281,721

DISTRIBUTION RATIO = \$2,000,000.00 / 281721 = \$ 7.099222280199200

TOTAL MUNICIPALLY MAINTAINED STREET MILEAGE =

DISTRIBUTION RATIO = \$3,000,000.00 / 827.56 = \$ 3625.114795301850000



STATE OF DELAWARE
DEPARTMENT OF TRANSPORTATION
600 BAY ROAD
P.O. BOX 778
DOVER, DELAWARE 19903

JENNIFER COHAN
SECRETARY

July 5, 2017

Jeffrey Politis
Chair, Town Assembly
2119 The Highway
Arden, DE 19810

Reference: Municipal Street Aid Funds (MSAF) – FY18

The 149th General Assembly, passed Senate Bill No. 125 "A Bond and Capital Improvements Act of the State of Delaware...for the Fiscal Year ending June 30, 2018..." which includes: Department of Transportation, Section 93. Grants and Allocations...(b)The sum of \$5,000,000 (State) shall be used for the Municipal Street Aid Program pursuant to the provisions of 30 Del.C.c.51."

The mileage and population figures located within your boundary for this program are based on the figures recently provided by your town representative on the "Affidavit". Your payment for Fiscal Year 2018 is based on 3.63 miles of Municipally Maintained Streets and a Population figure of 439. The allocated funds for your municipality are \$16,275.73. These funds are for Fiscal Year 2018, which begins July 01, 2017 and ends on June 30, 2018.

A complete copy of Title 30 can be found on the State Auditor's web page at www.state.de.us/auditor. **Funds will not be released to the municipality until 1) The Program Compliance Coordinator has received an "Affidavit" from the Municipality, and 2) the "Municipal Street Aid Annual Report" has been received by the Office of the State Treasurer. Pursuant to Title 30, 5156 (b) the report must be filed with the Delaware State Treasury not later than October 1st. This report is for the previous years funds.**

If you have any questions regarding this information, please do not hesitate to contact me. I can be reached by e-mail: Karen.Brittingham@State.de.us. My direct phone number is 302.760.4805.

Sincerely,


Karen Emory Brittingham
Program Compliance Coordinator