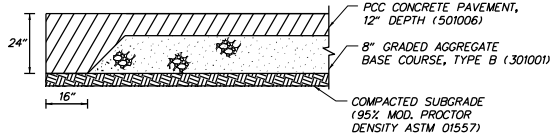
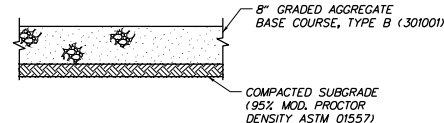


PAVING SECTION 'A'
N.T.S.



PAVING SECTION 'B'
N.T.S.



PAVING SECTION 'C'
N.T.S.

RIPRAP STABILIZATION SCHEDULE				
NO.	TYPE	W	L	D
1	R-5	12.0'	20.0'	12"
2	R-5	12.0'	20.0'	12"
3	R-5	12.0'	20.0'	12"

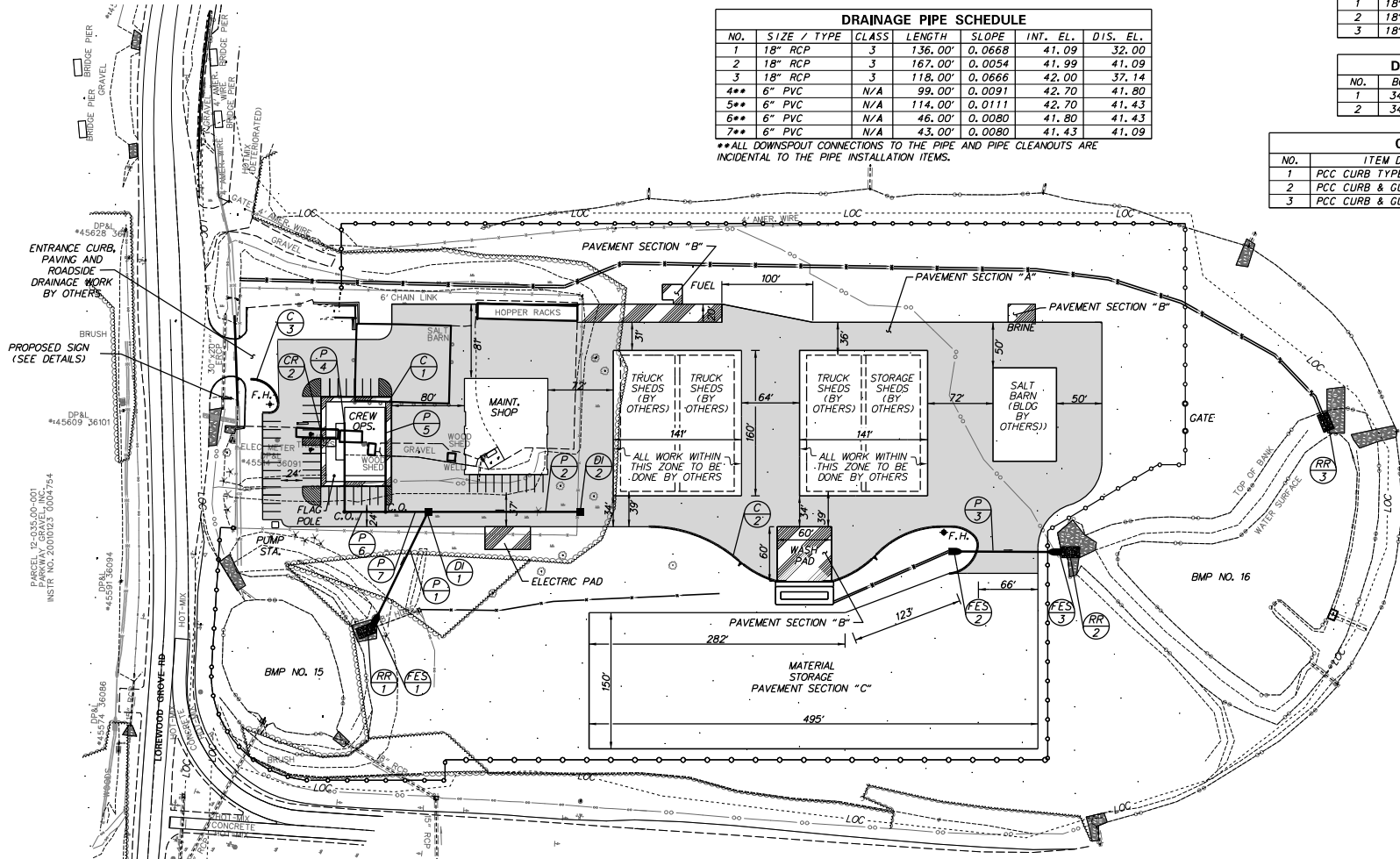
FLARED END SECTION SCHEDULE				
NO.	SIZE / TYPE	SLOPE	SAFETY GRATE	
1	18" RCP	0.0	NO	
2	18" RCP	0.0	NO	
3	18" RCP	0.0	NO	

DRAINAGE INLET SCHEDULE				
NO.	BOX SIZE	GRATE	T. G. EL.	INV. EL.
1	34" x 24"	3	43.80	41.09
2	34" x 24"	3	44.70	41.99

DRAINAGE PIPE SCHEDULE						
NO.	SIZE / TYPE	CLASS	LENGTH	SLOPE	INT. EL.	DIS. EL.
1	18" RCP	3	136.00'	0.0668	41.09	32.00
2	18" RCP	3	167.00'	0.0054	41.99	41.09
3	18" RCP	3	118.00'	0.0666	42.00	37.14
4**	6" PVC	N/A	99.00'	0.0091	42.70	41.80
5**	6" PVC	N/A	114.00'	0.0111	42.70	41.43
6**	6" PVC	N/A	46.00'	0.0080	41.80	41.43
7**	6" PVC	N/A	43.00'	0.0080	41.43	41.09

**ALL DOWNSPOUT CONNECTIONS TO THE PIPE AND PIPE CLEANOUTS ARE INCIDENTAL TO THE PIPE INSTALLATION ITEMS.

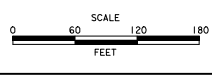
CURB SCHEDULE			
NO.	ITEM DESCRIPTION / TYPE	LENGTH	
1	PCC CURB TYPE 1-6	355'	
2	PCC CURB & GUTTER TYPE 3-6	417'	
3	PCC CURB & GUTTER TYPE 3-6	70'	



PLOTTED BY: BBOUGHERTY DATE: 4/16/2017
 FILE LOCATION: G:\INR\120995-02\157-GEORGES_MAINTENANCE_YARD\SITE\CP.DGN [SHEET: CP01]

DELAWARE DEPARTMENT OF TRANSPORTATION

ADDENDUMS / REVISIONS	



ST. GEORGES MAINTENANCE YARD IMPROVEMENTS

CONTRACT	BRIDGE NO.	N/A
T201680104	DESIGNED BY: WJD	
COUNTY	CHECKED BY: BH	
NEW CASTLE		

CONSTRUCTION PLAN

SHEET NO.	5
TOTAL SHTS.	116