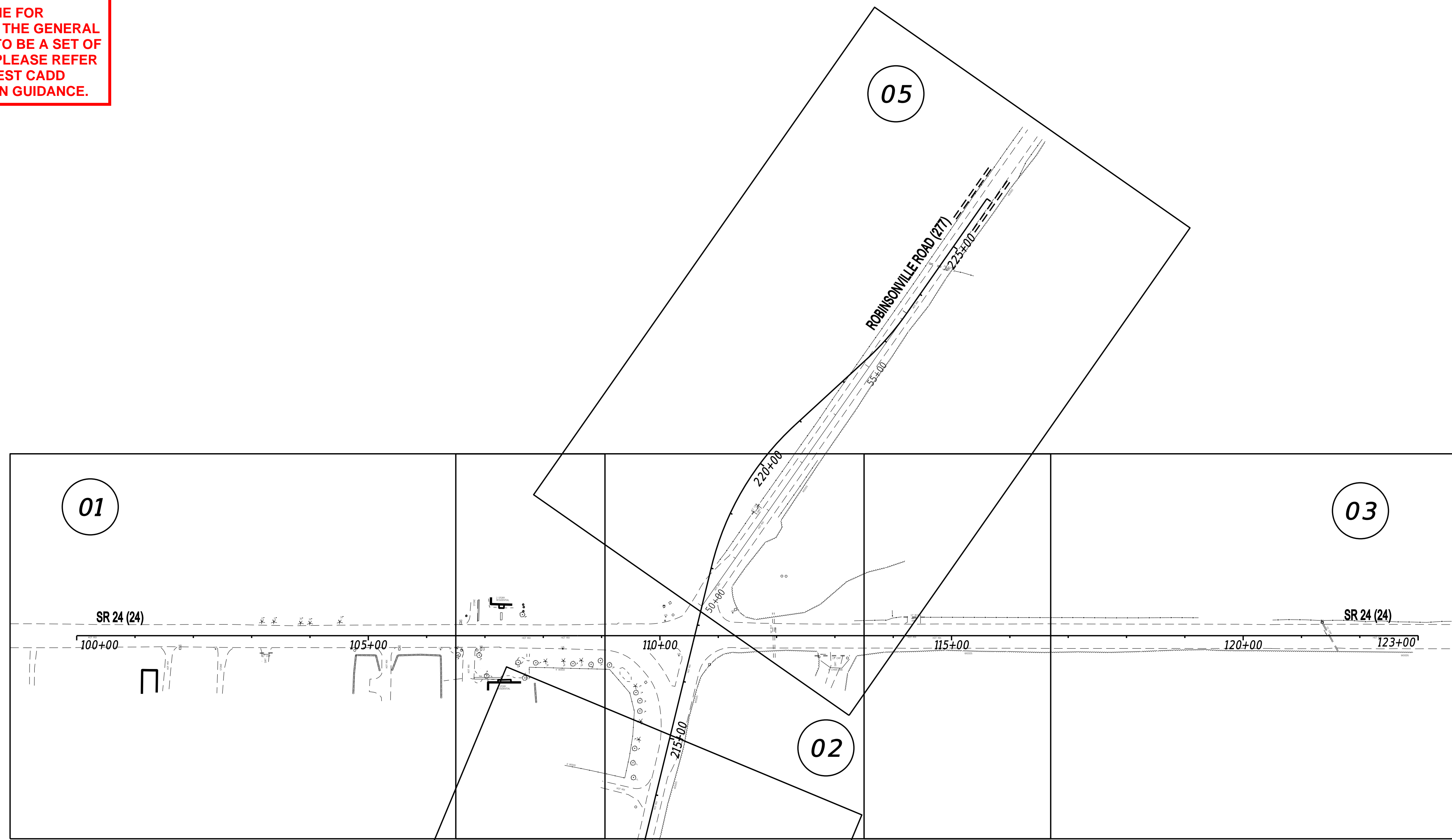
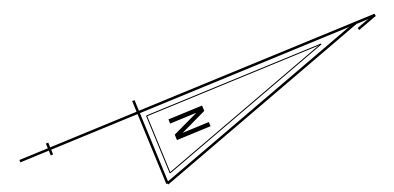


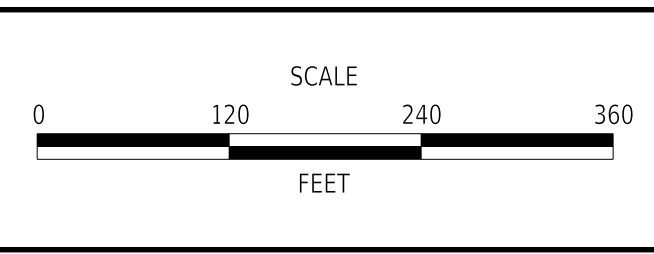
**DISCLAIMER:**  
 THIS EXAMPLE PLAN SET IS INTENDED TO BE A GUIDELINE FOR PREPARING A SET OF PLANS AND BASIC GUIDANCE FOR THE GENERAL APPEARANCE OF A SET OF PLANS. IT IS NOT INTENDED TO BE A SET OF CADD STANDARDS OR TO PROVIDE DESIGN GUIDANCE. PLEASE REFER TO THE DESIGN RESOURCE CENTER (DRC) FOR THE LATEST CADD UPDATES AND VARIOUS OTHER DOCUMENTS FOR DESIGN GUIDANCE.



INDEX OF SHEETS		
SECTION	SHEET DESCRIPTION	SHEET NO(S)
PD	TITLE	1
PD	INDEX OF SHEETS	2-3
PD	ADDENDA AND REVISIONS	4
PD	LEGEND	5
PD	NOTES	6
PD	TYPICAL SECTIONS	7-11
PD	HORIZONTAL AND VERTICAL CONTROL	12-13
PD	CONSTRUCTION PLANS	14-22
PD	PROFILES	23-28
PD	GRADES AND GEOMETRICS	29-37
PD	CONSTRUCTION DETAILS	38
PD	STORMWATER MANAGEMENT PLANS	39-41
PD	ENVIRONMENTAL COMPLIANCE PLANS	42-46
PD	CONSTRUCTION PHASING, M.O.T. AND EROSION CONTROL PLANS	47-67
TS	DETOUR PLANS	68-71
TD	LIGHTING PLANS	72-80
PD	SIGNING, STRIPING AND CONDUIT PLANS	81-92
TD	SIGNALIZATION PLANS	93-95

31-MAR-2020 07:56 \\DOT\F08\Cadd\Active\_Designs\SUSSEX\024\road\T201200902\Plans\IS 01.dgn

ADDENDA / REVISIONS



**HSIP SC, SR24 AT CAMP ARROW HEAD ROAD AND SR24 AT ANGOLA ROAD**

CONTRACT	BRIDGE NO.	N/A
T201200902	DESIGNED BY:	W. NAUMAN
COUNTY	CHECKED BY:	C. ESHAM
SUSSEX		

<b>INDEX OF SHEETS</b>	SECTION
	PD
	SHEET NO.
	2