

Winter Workshop 2015

Lessons Learned

The Year in Review

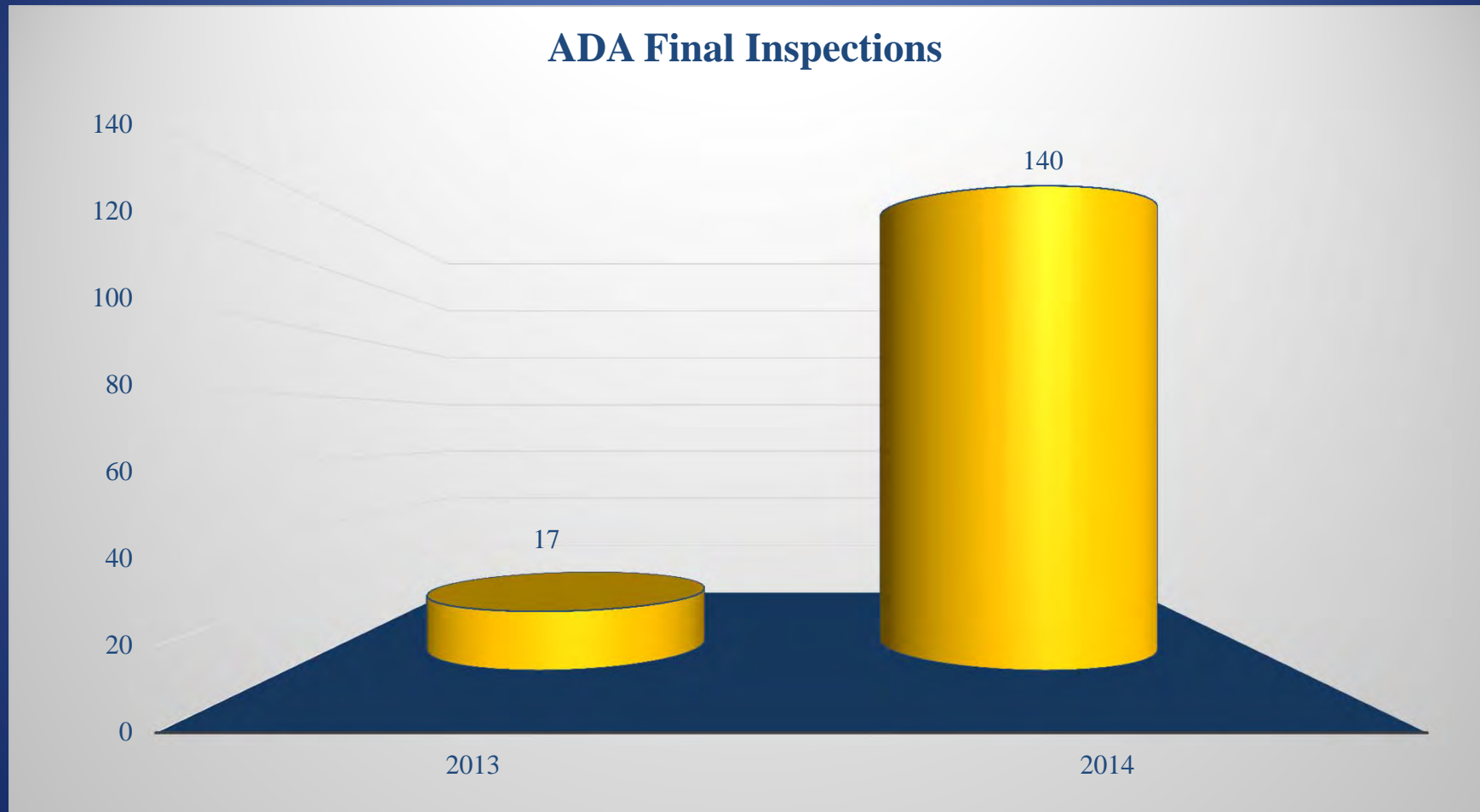
Presented by: Maureen Kelley

Pictures & Content Help Provided by: Clayton Bedwell

Part 2 Summary

- # of ADA Final Inspections (2013, 2014)
- # of “T” Number Projects (CTP) Final Inspections
- # of Public Works Projects Final Inspections
- Total # of Final Inspections (2012-2014)
- “Hot” List Items

ADA Final Inspections



“T” Number Final Inspections



Public Works Final Inspections

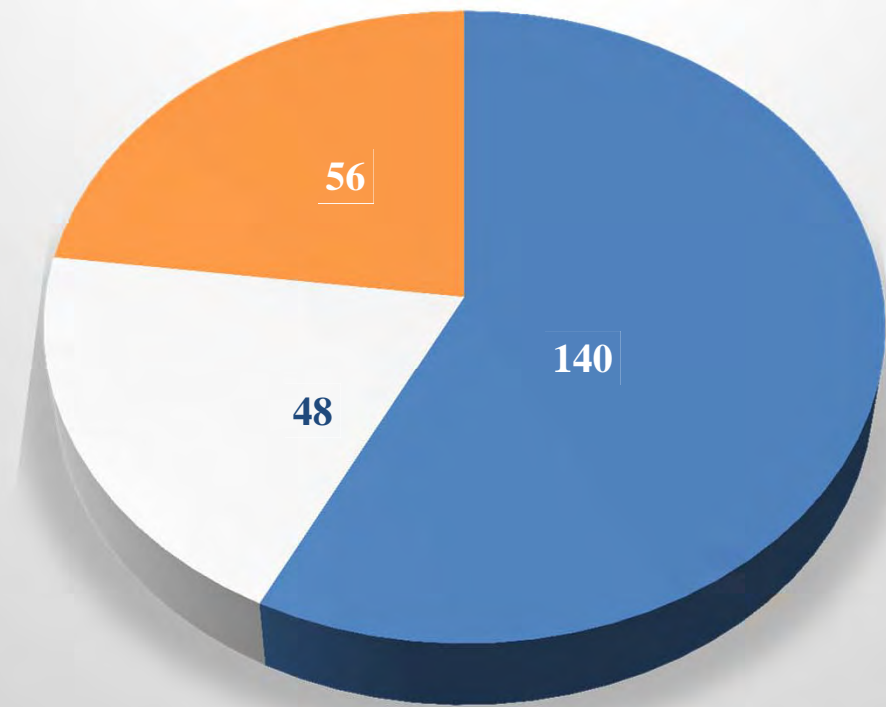


Final Inspections, Summary



Final Inspections, 2014

2014 Final Inspections



■ ADA ■ Public Works ■ "T" Projects

“Hot” List Items

- Joints – Layout, Pre-Pave Meeting, & Crack Sealing
- Curb Radii
- Patch Adjustments
- Patching – Layout, Sawcuts, & Crack Sealing
- Breakaway Posts
- Guardrail End Treatments
- Safety Edge
- Miscellaneous

Joints

- Layout
- Pre-Pave Meeting
- Crack Sealing



Joint Layouts & Pre-Pave Meetings











































Joint Sealing

































Curb Radii

- Weak Spot
- Type 5's
- 90 Deg vs Curve Radii















Adjustment Patches

- Sawcutting
- Over Cuts
- Crack Sealing
- Paint?
- Concrete vs. WMA
- And What Happens...









Crack Sealing, Reservoir

- Standard Spec Option – Adjust Prior to Overlay
- Unwritten Option – Adjust After Overlay

(HOWEVER,
considered a patch and
must crack seal with a
perimeter seal or
Reservoir (longitudinal))



Patching, Sawcuts & Crack Sealing



PCC Patching Spec = Crack Seal



Bituminous Spec = Not Yet



What's This?



Odd Shape Patches; Good Idea or No?



Layout and Sawcut



Breakaway Posts



Guardrail End Treatments



What's Wrong Here?



Greater than 4"



What's Wrong Here?



Kick Plate Exposed





Safety Edge

- New Supplemental
- Must be Part of the Paving Operation
- Paver to have a “Shoe” or “Extruder” attached to create the Safety Edge



Paver Attachments



No Safety Edge



From Clayton's 2013 Materials Workshop Presentation...

Safety Edge

Verify that the Plans have a Detail for the Safety Edge.


Discuss @ Pre-Pave Meeting.

Verify that a Safety Edge Shoe is installed on the paver extension or screed.

Safety Edge



Miscellaneous, What's Wrong?



Thanks for Listening...

**And Not Many of you Caught
Some of My Tricks This Past
Year....**

No One Won my \$5....



Only Two Asked What this Meant:

Pythagoras Path's piss poor paving practice per Pappas.

(Sorry Jim...)