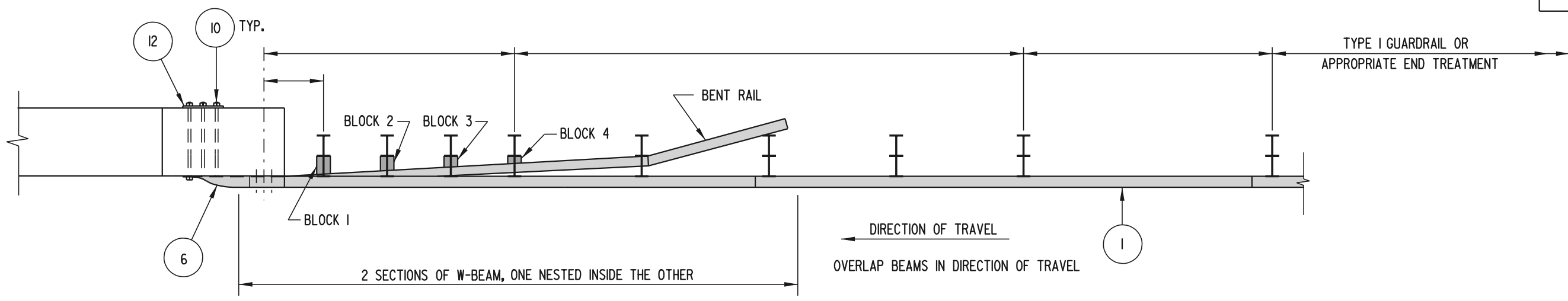
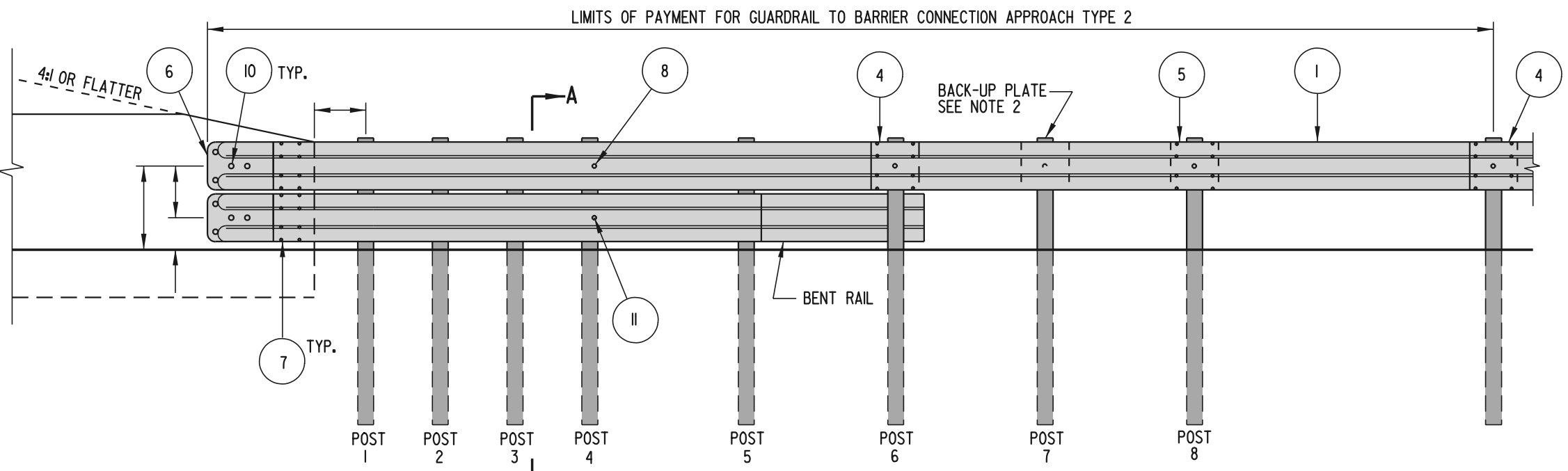


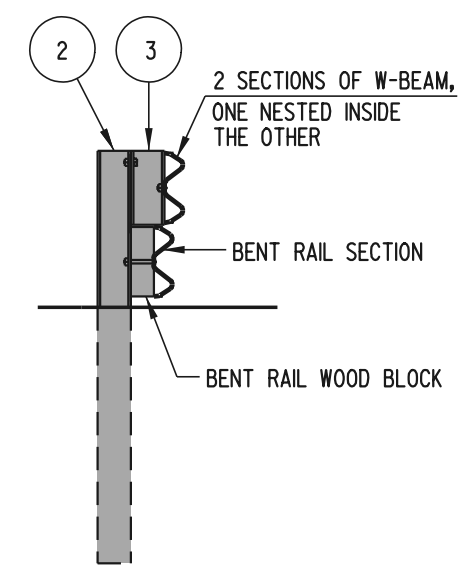
SCALE :



PLAN



ELEVATION



SECTION A-A

- NOTES :**
- 1). CURB SHALL NOT BE USED AT THE FACE OF RAIL WITHIN THE LIMITS OF THIS INSTALLATION.
 - 2). BACK UP PLATE AT POST 7 IS BOLTED TO STEEL OFFSET BLOCK ONLY.
 - 3). POSTS 1, 2, 3, 4, AND 6 REQUIRE AN ADDITIONAL HOLE TO ATTACH WOOD BLOCKS AND/OR BENT RAIL.
 - 4). DO NOT ATTACH RAILS TO POSTS 1, 2, 3, 5, OR 7.

- 5). ALL HOLES SHALL BE DRILLED PRIOR TO GALVANIZING.
- 6). BENT RAIL MAY BE SHOP BENT TO FACILITATE INSTALLATION OR MAY BE FIELD BENT USING HEAT.
- 7). APPROVED CONCRETE INSERTS MAY BE USED IN NEW CONSTRUCTION TO ATTACH TERMINAL CONNECTORS TO PARAPET.
- 8). PLACE REFLECTORIZED WASHER EVERY FIFTH POST.



GUARDRAIL TO BARRIER CONNECTION, APPROACH TYPE 2

STANDARD NO. **B-8 (97)**

SHT. **1** OF **2**

APPROVED _____ DATE _____
CHIEF ENGINEER

RECOMMENDED _____ DATE _____
DESIGN ENGINEER