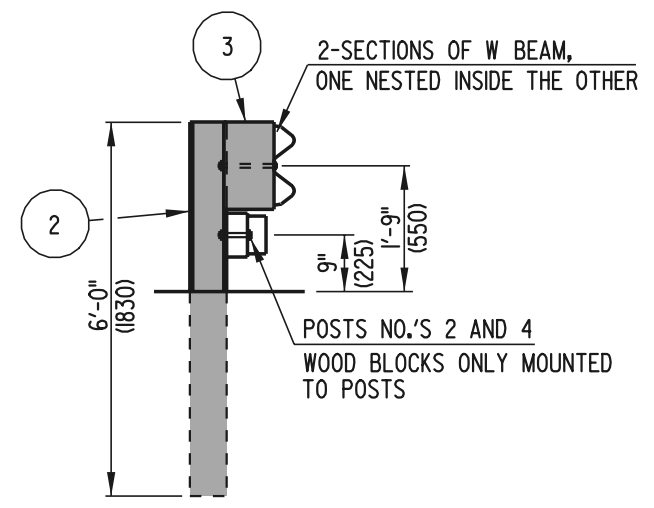
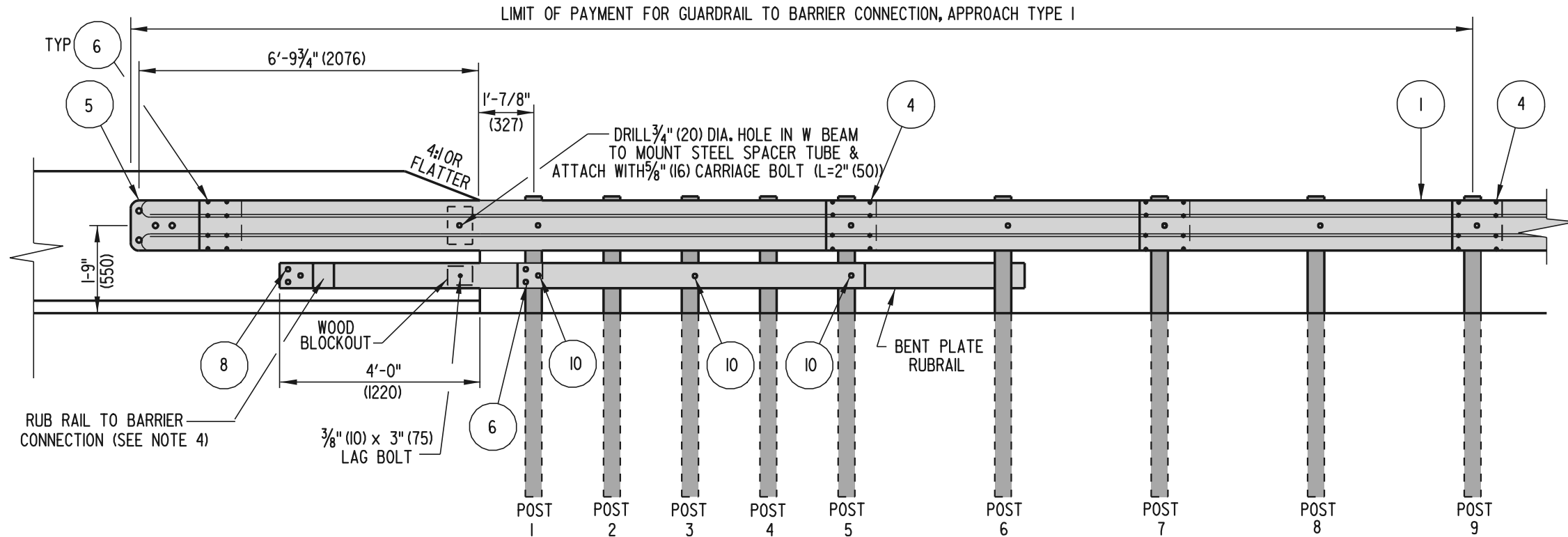


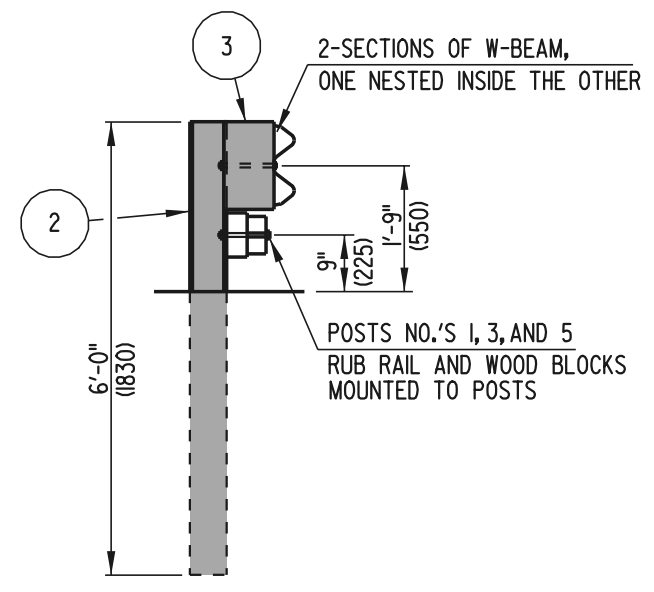
PLAN



SECTION A-A




ELEVATION



SECTION B-B

- NOTES:**
- 1). W BEAM IS NOT BOLTED TO POSTS AT POSTS 2 THROUGH 4.
 - 2). RUB RAIL IS NOT BOLTED AT POSTS 2 AND 4.
 - 3). POSTS 1 THROUGH 6 REQUIRE AN ADDITIONAL HOLE TO ATTACH LOWER WOOD BLOCKS AND/OR RUBRAIL AND WOOD BLOCK.
 - 4). USE APPROPRIATE EPOXY BOLT ANCHORS TO REDUCE THE CHANCE OF SPLITTING THE CONCRETE. PLACE STEEL WASHERS (FOR 5/8" (16) BOLT) BETWEEN BOLT HEADS AND RUB RAIL.
 - 5). ALL HOLES SHALL BE DRILLED PRIOR TO GALVANIZING.
 - 6). PLACE REFLECTORIZED WASHER EVERY FIFTH POST.
 - 7). APPROVED CONCRETE INSERTS MAY BE USED IN NEW CONSTRUCTION TO ATTACH TERMINAL CONNECTOR TO PARAPET.

 DELAWARE DEPARTMENT OF TRANSPORTATION	GUARDRAIL TO BARRIER CONNECTION, APPROACH TYPE 1		APPROVED <i>Ryan M. Harshbarger</i> 6/18/01 <small>CHIEF ENGINEER DATE</small>
	STANDARD NO. B-7 (2001)	SHT. 1 OF 3	RECOMMENDED <i>Michael R. [Signature]</i> 6/18/01 <small>DESIGN ENGINEER DATE</small>