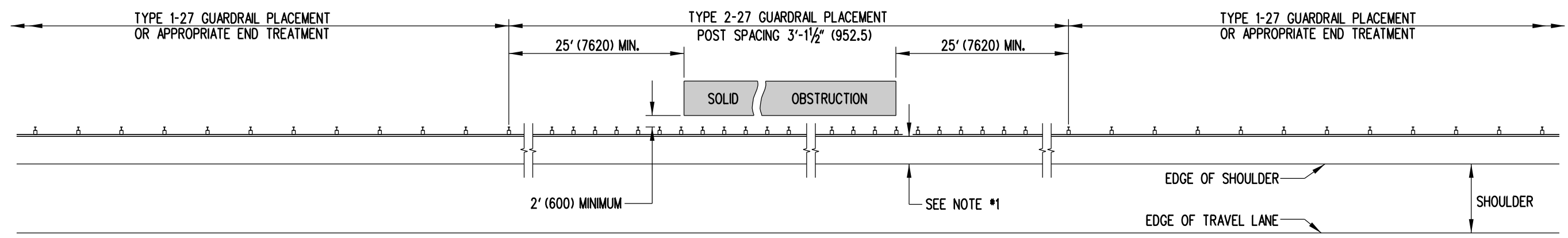
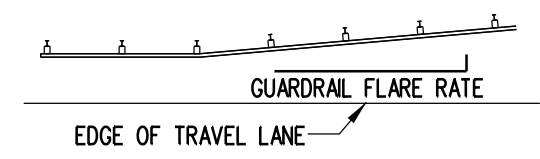


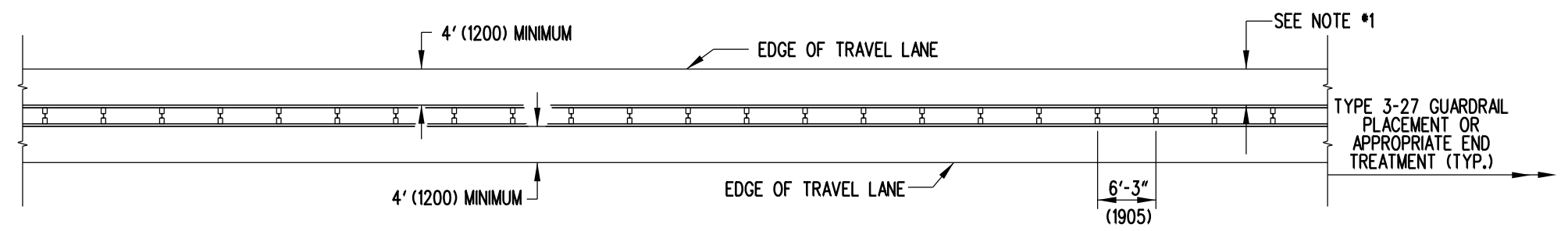
TYPE 1-27 GUARDRAIL
TYPICAL GUARDRAIL TREATMENT
WHEN THE REQUIRED 4' (1200) CLEARANCE TO OBSTRUCTION IS AVAILABLE



TYPE 2-27 GUARDRAIL
TYPICAL GUARDRAIL TREATMENT
WHEN 2' (600) TO 4' (1200) OF CLEARANCE TO OBSTRUCTION IS AVAILABLE



FLARE RATES	
DESIGN SPEED	FLARE RATE
70 MPH (110 km/h)	15:1
60 MPH (100 km/h)	14:1
55 MPH (90 km/h)	12:1
50 MPH (80 km/h)	11:1
45 MPH (70 km/h)	10:1
40 MPH (60 km/h)	9:1
30 MPH (50 km/h)	7:1



TYPE 3-27 GUARDRAIL
TYPICAL MEDIAN GUARDRAIL TREATMENT

- NOTES:**
- 1). THE DISTANCE FROM THE EDGE OF THE TRAVEL LANE OR SHOULDER TO THE FACE OF GUARDRAIL SHOULD BE MAXIMIZED. THIS AREA SHALL BE GRADED 10:1 OR FLATTER.
 - 2). PLACE GUARDRAIL DELINEATORS AT THE INTERVALS SPECIFIED IN THE DELAWARE MANUAL ON UNIFORM TRAFFIC CONTROL DEVICES.