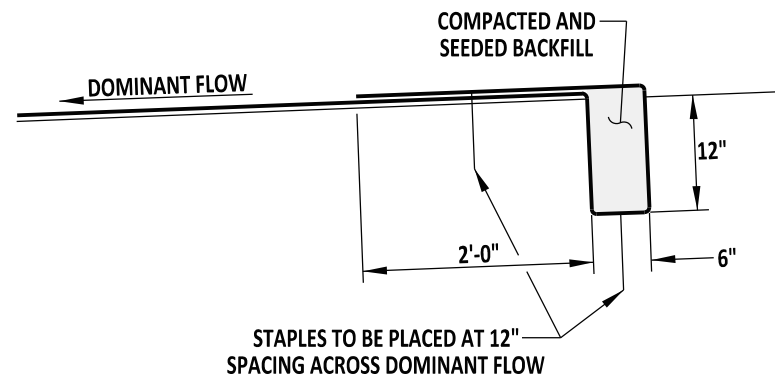
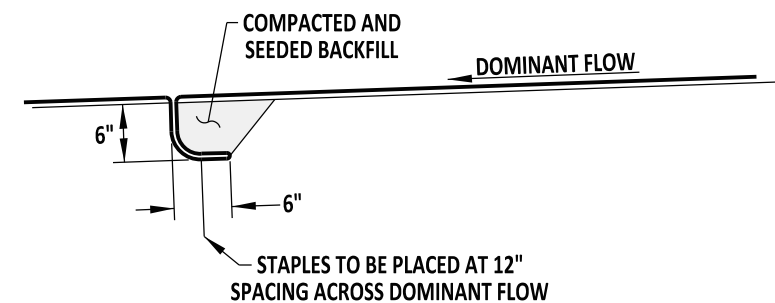


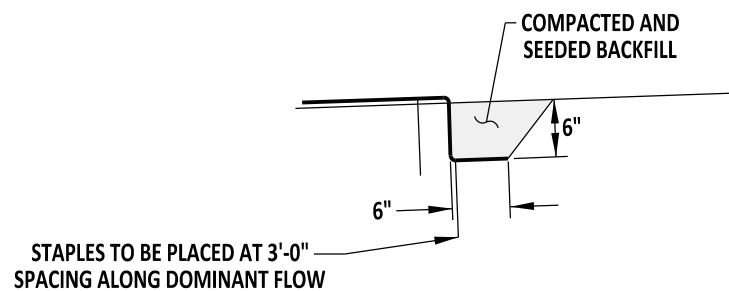
INITIAL TRENCH ANCHOR DETAIL
APPLIED AT THE DOWNSTREAM END OF DITCH



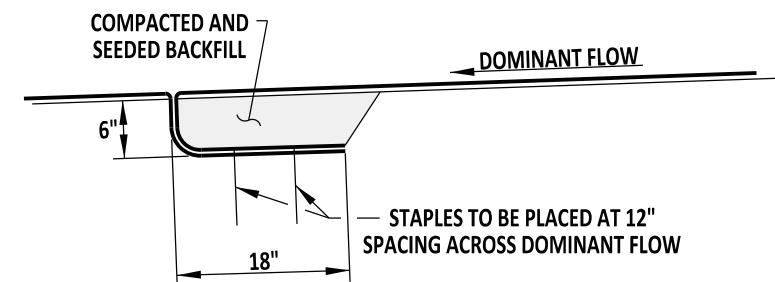
TERMINAL TRENCH ANCHOR DETAIL
APPLIED AT THE UPSTREAM END OF DITCH



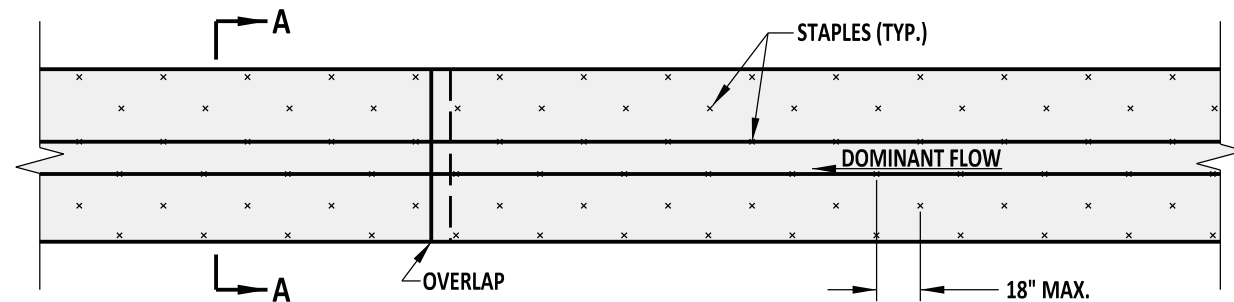
CHECK SLOT DETAIL
(PLACE AS PER MANUFACTURER)



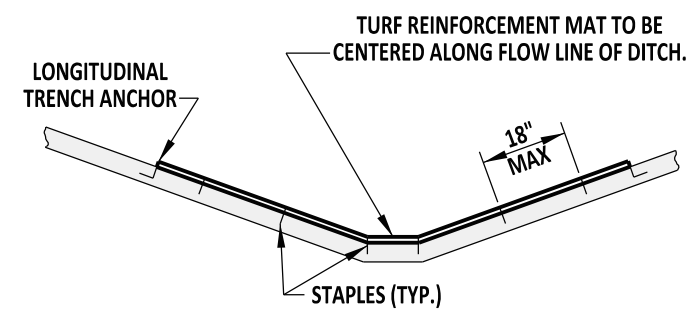
LONGITUDINAL TRENCH ANCHOR DETAIL



OVERLAP DETAIL



STABILIZATION OF DITCHES PLAN



STABILIZATION OF DITCHES SECTION A-A

DESIGN SHEAR STRESS	
TYPE 1	GREATER THAN 2 lb/sf BUT LESS THAN 6 lb/sf
TYPE 2	GREATER THAN 6 lb/sf BUT LESS THAN 8 lb/sf

- NOTES:**
- 1). TRACK AND SEED TOPSOIL UNDER TURF REINFORCEMENT.
 - 2). ADDITIONAL STAPLES ARE REQUIRED AT OVERLAPS, ENDS, CHECK SLOTS, AND EDGES AS DETAILED ON THIS SHEET.
 - 3). STAGGER ALL STAPLES AS SHOWN ON THIS SHEET.



DELAWARE
DEPARTMENT OF TRANSPORTATION

TURF REINFORCEMENT MAT APPLICATIONS

STANDARD NO. E-13 (2014) SHT. 1 OF 1

APPROVED

SIGNATURE ON FILE
CHIEF ENGINEER 12/30/2014
DATE

RECOMMENDED

SIGNATURE ON FILE
DESIGN ENGINEER 12/11/2014
DATE