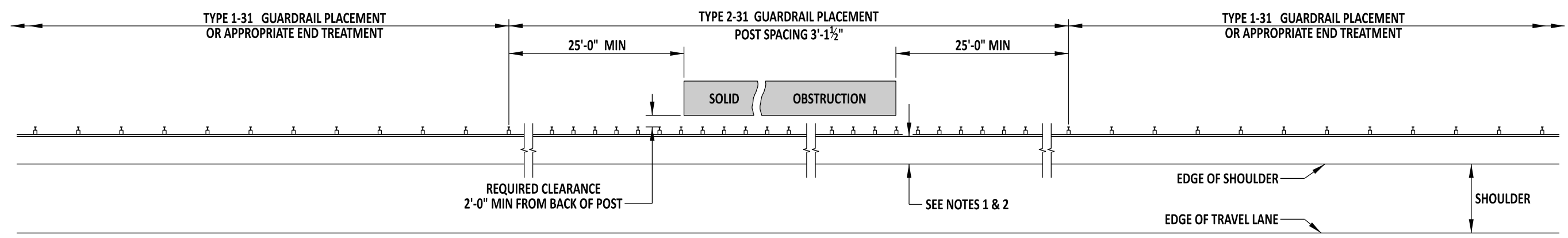
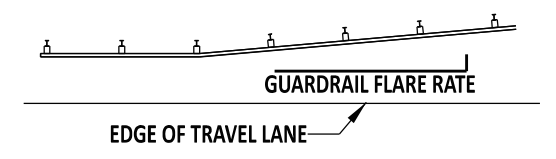


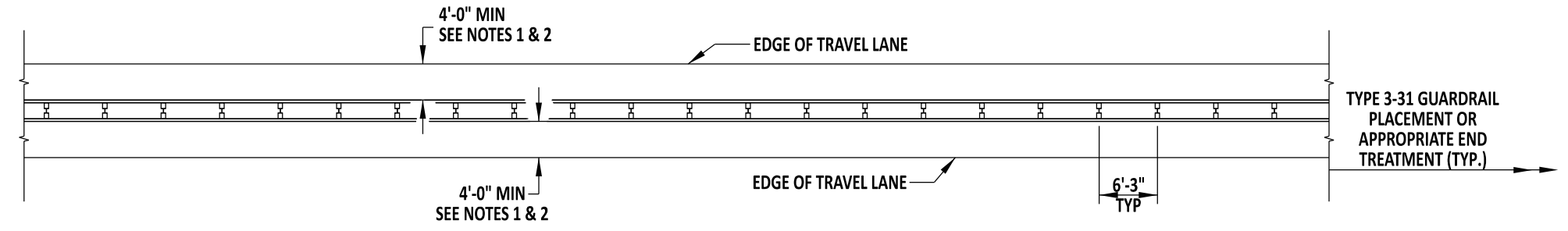
TYPE 1-31 GUARDRAIL
TYPICAL GUARDRAIL TREATMENT WHEN THE REQUIRED 3'-0" CLEARANCE TO THE OBSTRUCTION IS AVAILABLE



TYPE 2-31 GUARDRAIL
TYPICAL GUARDRAIL TREATMENT WHEN 2'-0" TO 3'-0" OF CLEARANCE TO OBSTRUCTION IS AVAILABLE



FLARE RATES	
DESIGN SPEED	FLARE RATE
70 MPH	15:1
60 MPH	14:1
55 MPH	12:1
50 MPH	11:1
45 MPH	10:1
40 MPH	9:1
30 MPH	7:1



TYPE 3-31 GUARDRAIL
TYPICAL MEDIAN GUARDRAIL TREATMENT

- NOTES:**
- 1). MAXIMIZE THE DISTANCE FROM THE EDGE OF THE TRAVEL LANE OR SHOULDER TO THE FACE OF GUARDRAIL. THIS AREA SHALL BE GRADED 10:1 OR FLATTER.
 - 2). GRADE THIS AREA 10:1 OR FLATTER