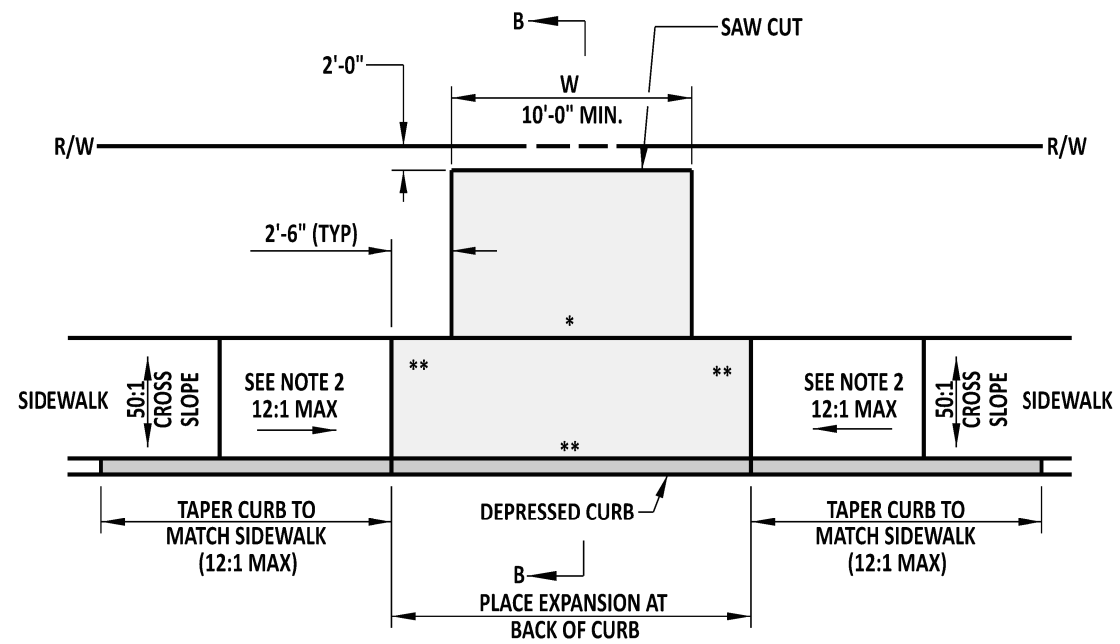


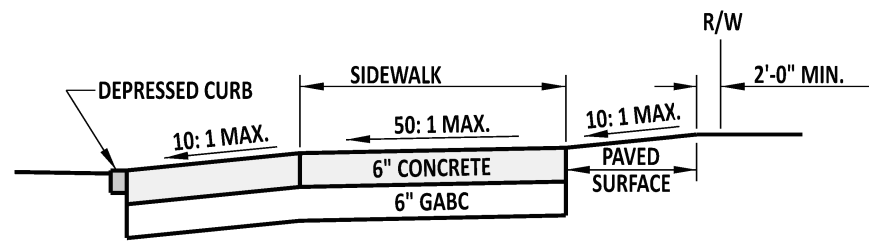
**ENTRANCE WITH SIDEWALK AND GRASS STRIP**

\* - JOINT  
\*\* - EXPANSION MATERIAL

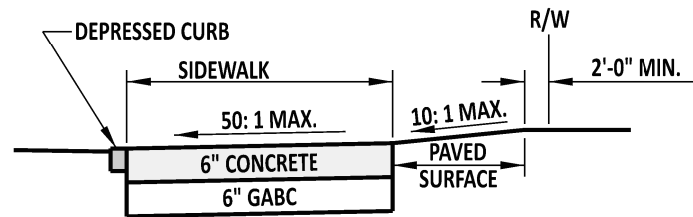


**ENTRANCE WITH SIDEWALK AND NO GRASS STRIP**

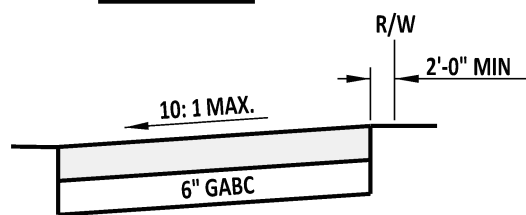
\* - JOINT  
\*\* - EXPANSION MATERIAL



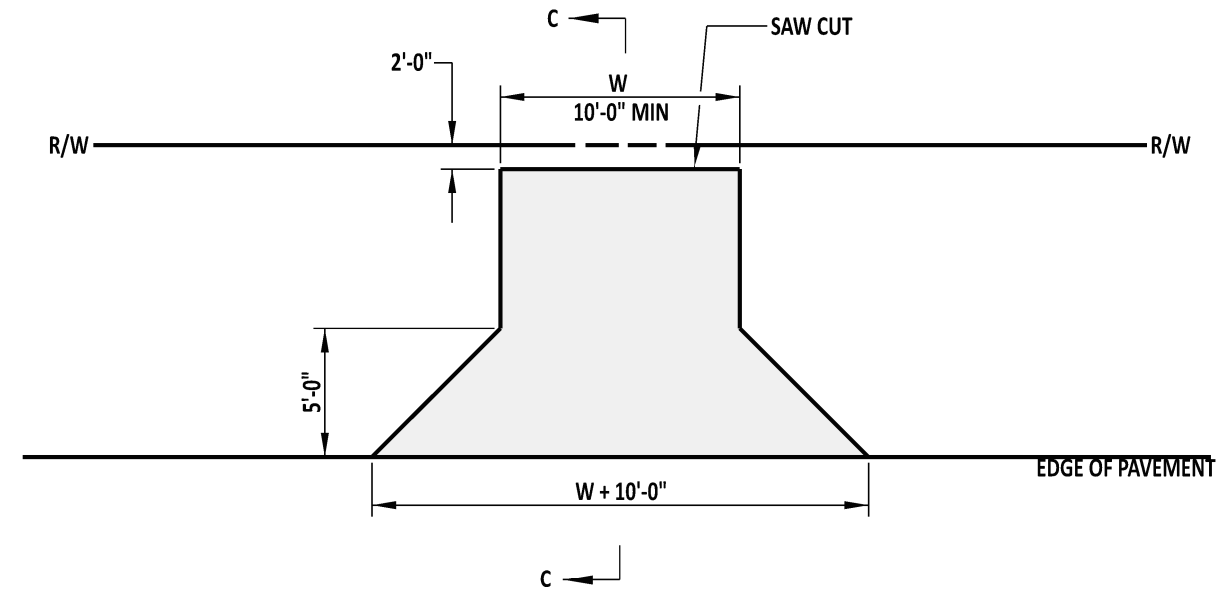
**SECTION A-A**



**SECTION B-B**



**SECTION C-C**



**ENTRANCE WITHOUT SIDEWALK**

**NOTE:**

- 1). IF WIDTH OF DRIVEWAY IS 15'-0" OR GREATER, THE FLARE EXTENSIONS CAN BE OMITTED.
- 2). THE MAXIMUM RUNNING SLOPE TO TRANSITION THE SIDEWALK TO MEET DRIVEWAY ELEVATION IS 12:1 (8.3%), HOWEVER, 20:1 (5%) IS PREFERRED.



DELAWARE  
DEPARTMENT OF TRANSPORTATION

STANDARD NO. C-3 (2018)		SHT. 1 OF 1		ENTRANCES		APPROVED	SIGNATURE ON FILE	1/04/2019
				RECOMMENDED	SIGNATURE ON FILE	DATE		