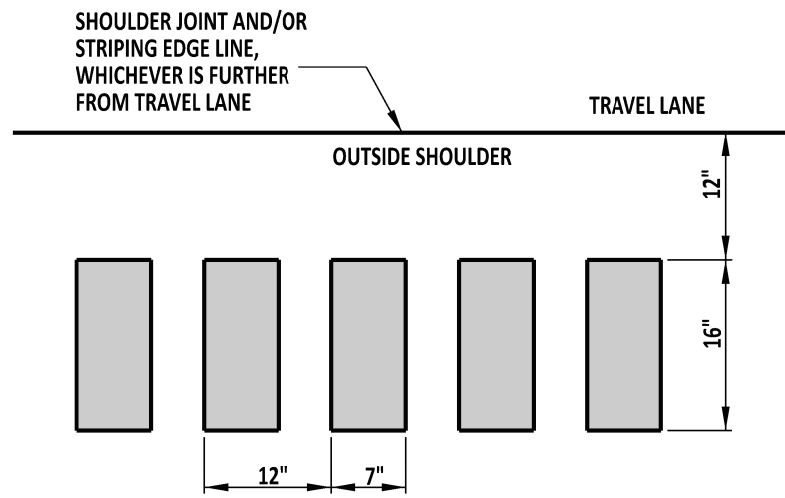
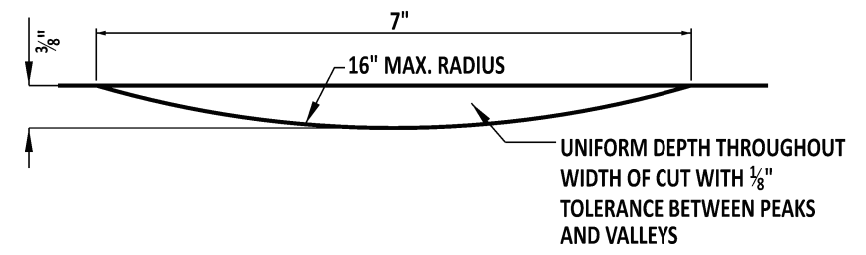
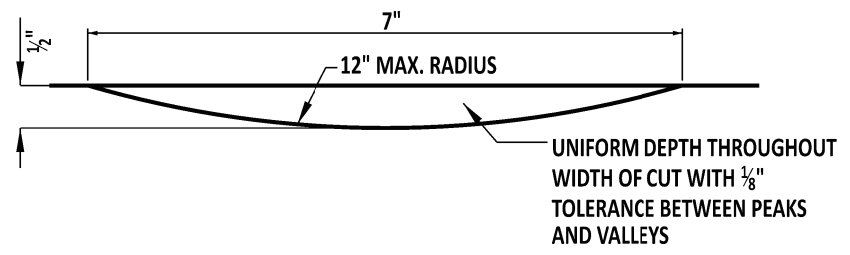


CONTINUOUS EDGELINE RUMBLE STRIP



CONTINUOUS SHALLOW DEPTH RUMBLE STRIP



NOTES:

- 1). RUMBLE STRIPS SHALL BE PLACED ON SHOULDERS IN LOCATIONS DESCRIBED ON THE PLANS OR AS DIRECTED BY THE ENGINEER.
- 2). WHERE RUMBLE STRIPS ARE SHOWN ON THE PLANS TO BE ON BRIDGE DECKS, ONLY USE CONTINUOUS SHALLOW DEPTH RUMBLE STRIPS.
- 3). RUMBLE STRIPS ARE TO BE BROKEN FOR ALL INTERSECTIONS AND DRIVEWAY ENTRANCES WHERE THE EDGELINE PAVEMENT MARKINGS TIE INTO DRIVEWAY ENTRANCE OR WHERE THE EDGELINE PAVEMENT MARKINGS ARE BROKEN. THE INSTALLATION OF RUMBLE STRIPS SHOULD BE STOPPED 25' PRIOR TO THE POINT OF CURVATURE (PC) AND RESTARTED 25' AFTER THE POINT OF TANGENCY (PT).
- 4). RUMBLE STRIPS SHOULD NOT BE INSTALLED ON ACCELERATION, DECELERATION LANES, DECELERATION OR BYPASS LANES, OR TWO-WAY LEFT TURN LANES. INSTALLATION SHOULD STOP 150' PRIOR TO THE DIVERGE POINT OF A DECELERATION LANE AND SHOULD NOT COMMENCE UNTIL 150' DOWNSTREAM OF THE MERGE POINT FOR AN ACCELERATION LANE.